

ARKANSAS RAZORBACKS

Associate Communications Director Jeri Thorpe | jthorpe@uark.edu | Cell-479-283-3344

'16-'17 SCHEDULE

All: 13-7 | SEC: 2-5 | H: 9-4 | A: 2-3 | N: 2-0 | Ranked: 0-1

NOVEMBER (7-0)		W/L	SCORE
3	OKLA. BAPTIST (EXH)	W	79-32
11	SAM HOUSTON STATE	SECN+ W	71-39
13	LOUISIANA-MONROE	- W	92-46
17	SOUTH DAKOTA	SECN+ W	70-67
21	STETSON	SECN+ W	79-62
25	vs. Memphis!	- W	91-61
26	vs. Navy!	- W	70-67
30	at Tulsa	CST W	57-50

DECEMBER (4-2)		W/L	SCORE
3	TEXAS TECH*	SECN W	66-60
7	BUTLER	SECN+ W	68-50
11	at Missouri State	ESPN3 L	64-62
18	NORTHWESTERN STATE	SECN+ W	65-36
21	ORAL ROBERTS	SECN+ L	70-60
28	HOUSTON BAPTIST	SECN+ W	101-40

JANUARY (2-5)		W/L	SCORE
1	at Ole Miss*	SECN L	73-64
5	#4/4 MISSISSIPPI STATE*	SECN+ L	59-51
8	LSU *	SECN+ L	53-52
12	at Texas A&M*	SECN+ L	90-65
15	at Alabama*	SECN W	68-50
19	VANDERBILT*	SECN+ W	59-56
23	MISSOURI*	SECN L	60-46
29	at LSU*	SECN	1 p.m.

FEBRUARY (0-0)		W/L	SCORE
2	GEORGIA*	SECN+	7 P.M.
5	SOUTH CAROLINA*	ESPN2	1 P.M.
9	at Florida*	SECN+	6 p.m.
12	at Missouri*	SECN	5 p.m.
16	KENTUCKY*	SECN+	7 P.M.
19	at Tennessee*	SECN	2 p.m.
23	at Vanderbilt*	SECN+	7 p.m.
26	AUBURN*	SECN	2 P.M.

MARCH (0-0)		W/L	SCORE
1-5	SEC Tournament	SECN/ESPN/ESPN2	TBA

! - Nugget Classic (Reno, Nevada)
 ^ - SEC/Big 12 Challenge (Campus Sites)
 * - Southeastern Conference Game
 All home games played in BWA (19,200)
 All times central and subject to change.

SEASON HONORS

Jessica Jackson

- ▶ Preseason All-SEC First Team selection (Coaches)
- ▶ CollegeSportsMadness.com SEC Player of the Week (Dec. 5)
- ▶ Senior CLASS Award nominee

Jailyn Mason

- ▶ SEC Freshman of the Week (Nov. 29)
- ▶ SEC Freshman of the Week (Jan. 17)

GAME 21 | ARKANSAS (13-7 | 2-5 SEC) AT LSU (14-6, 3-4 SEC)

RAZORBACKS

Head Coach: Jimmy Dykes

@CoachJimmyDykes

At Arkansas: 43-39 (3)

Career Record: 43-39 (3)

W/L Streak: L1



LSU

LSU TIGERS

Coach: Nikki Fargas

School Record: 107-77 (6)

Career Record: 179-103 (9)

W/L Streak: L3

SERIES INFO

All Time: 16-29 | Fayetteville: 9-13 | Baton Rouge: 7-14 | Neutral: 0-3 | Streak: Arkansas L1

▶ <http://es.pn/2i7q3ay> \ SEC Network \ Paul Sunderland, Andy Landers

▶ Razorback Sports Network \ PxP: Phil Elson

▶ LR - KABZ-FM-103.7 \ Fayetteville - KQSM-FM-92.1 \ Ft. Smith - KFPW-AM-1230/FM-94.5 \ Rogers - KURM-AM-790/FM-100.3

▶ <http://statb.us/b/147021>- live stats

STORYLINES

JESSICA JACKSON

- ▶ Single season best 15 consecutive games with double figures (opening game-Miss State)
- ▶ Jackson's career-best 34 points against HBU is the second highest point total by an SEC player this year
- ▶ Ranks fifth in career points (1,716), sixth in blocks (127) and 10th in career rebounds (682)
- ▶ Season goal is to shoot more FT (62-89) than 3's (27-79)
- ▶ 92 career games with double figure scoring
- ▶ 24 games with 20+ points (four as a senior)
- ▶ Jessica Jackson ranks 16th in the SEC in all games, averaging 14.6 points per game.
- ▶ Also in the SEC: ranks tied for 13th in 3-pointers made (1.4), and tied for 14th in offensive rebounds (2.5) in all games.



DEFENSE DEFINES US


- ▶ 524 defensive rebounds
- ▶ Holding opponents to .372 from the field
- ▶ Fourteen of 20 opponents below their season shooting average - 10-4 when that happens
- ▶ Held five opponents to less than 30% from the floor including one SEC opponent (LSU) and held Alabama to 30.9% in a win in Tuscaloosa
- ▶ Forced 314 turnovers

TOUGH SCHEDULE

- ▶ Arkansas faces four nonconference and 14 total opponents who advanced to the postseason last year
- ▶ The Razorbacks defeated the 2016 WNIT Champion South Dakota, who returned all of its starters from a year ago
- ▶ This week in the polls - (AP/USA TODAY): Mississippi State (4/5), South Carolina (5/4), Kentucky (RV 15/-), Texas A&M (RV 13/6), Tennessee (RV 11/10)

NEWCOMERS CONTRIBUTE

- ▶ McDonald's All-American **Aaliyah Wilson** made her collegiate debut against Stetson
- ▶ Even though **Bailey Zimmerman** and **Keiryn Swenson** are sophomores, they are seeing significantly more playing time and better numbers this season
- ▶ **Bailey Zimmerman** ranks 21st in the NCAA with a 5.0 assist/turnover ratio
- ▶ **Jailyn Mason** -- Career bests for points (11), FG (5), FGA (10), Rebounds (6) against Stetson. Mason earned **SEC Freshman of the Week** honors Nov. 29 after helping Arkansas to the Nugget Classic title in Reno; She earned her second **SEC Freshman of the Week** (Jan. 17) honor after leading the Razorbacks to its first SEC win of the year at Alabama.



**LAST GAME'S STARTERS
NUMERICAL**

NO.	NAME	POS	HT	CL	HOMETOWN/HS/PREVIOUS SCHOOL	PPG	RGP	APG	FG%	3FG%	FT%
00	Jessica Jackson	F	6-3	Sr	Jacksonville, Ark./Jacksonville HS	14.6	6.2	1.5	.400	.325	.697
2	Aaliyah Wilson	G/F	5-10	Fr	Muskogee, Okla./Muskogee HS	4.5	2.8	1.6	.293	.310	.833
3	Malica Monk	G	5-5	So	N. Little Rock, Ark./NLR HS	10.1	2.5	3.2	.459	.313	.782
4	Keiryn Swenson	G/F	6-1	So	Wichita, Kan. /Maize HS	9.1	4.6	0.5	.521	.500	.829
10	Kiara Williams	F/C	6-1	Fr	Little Rock, Ark./Little Rock Central HS	3.4	3.0	0.1	.593	.000	.278
14	Jaielyn Mason	PG	5-9	Fr	Mason, Ohio/William Mason HS	8.2	4.5	3.3	.424	.379	.636
20	Sydney Stout	F	6-0	Fr	Bixby, Okla./Bixby HS	2.7	1.3	0.2	.455	.444	.500
21	Devin Cosper	G	5-10	Jr	Coffeyville, Kan. / Field Kindley HS / Coffeyville CCC	7.1	2.6	2.1	.366	.234	.739
22	Bailey Zimmerman	G/F	6-0	So	St. Vincent, Ark. /Wonderview HS	4.2	4.3	1.2	.322	.235	.448
35	Alecia Cooley	C	6-3	Sr	Evanston, Ill./Evanston Township/State Fair CC	7.6	5.5	0.9	.490	.000	.714
42	Yasmeen Ratliff	C	6-5	Fr	Alpharetta, Ga./St. Francis Day	DNP					

ROSTER SUPERLATIVES

BY YEAR

SR	2	Jackson, Cooley
JR	1	Cosper
SO	3	Monk, Swenson, Zimmerman
FR	5	Wilson, Williams, Mason, Stout, Ratliff

PRONUNCIATION GUIDE

Aaliyah	uh-LEE-uh
Malica	mal-i-ka
Keiryn	KEER-rynn
Kiara	key-ARE-uh
Jaielyn	JAY-lynn
Alecia	uh-LEE-c-uh
Yasmeen	yas-MEAN
Tari	TAR-e
Deffebaugh	DEFF-uh-baugh

STARTING LINEUPS

OPPONENT	GUARD	GUARD	FORWARD	FORWARD	CENTER
OK BAPT (Exh)	Monk	Mason	Jackson	Zimmerman	Cooley
SHSU	Monk	Mason	Jackson	Zimmerman	Cooley
ULM	Monk	Mason	Jackson	Zimmerman	Cooley
S DAKOTA	Monk	Mason	Jackson	Zimmerman	Cooley
STETSON	Monk	Mason	Jackson	Zimmerman	Cooley
vs. Memphis	Monk	Mason	Jackson	Zimmerman	Cooley
vs. Navy	Monk	Mason	Jackson	Zimmerman	Cooley
at Tulsa	Monk	Mason	Jackson	Zimmerman	Cooley
TEXAS TECH	Monk	Mason	Jackson	Zimmerman	Cooley
BUTLER	Monk	Mason	Jackson	Zimmerman	Cooley
at Mo State	Monk	Mason	Jackson	Zimmerman	Cooley
Northwestern St.	Monk	Mason	Jackson	Zimmerman	Cooley
ORU	Cosper	Mason	Jackson	Zimmerman	Cooley
OPPONENT	GUARD	GUARD	FORWARD	FORWARD	FORWARD
HBU	Cosper	Mason	Jackson	Zimmerman	Swenson
Ole Miss	Cosper	Mason	Jackson	Zimmerman	Swenson
MISS STATE	Monk	Mason	Jackson	Cosper	Swenson
OPPONENT	GUARD	GUARD	FORWARD	FORWARD	CENTER
LSU	Monk	Mason	Jackson	Cosper	Cooley
Texas A&M	Monk	Mason	Jackson	Cosper	Cooley
Alabama	Monk	Mason	Zimmerman	Cosper	Cooley
VANDERBILT	Monk	Mason	Swenson	Cosper	Cooley
MISSOURI	Monk	Mason	Swenson	Cosper	Cooley
LSU					
GEORGIA					
S CAROLINA					
Florida					
Missouri					
KENTUCKY					
Tennessee					
Vanderbilt					
AUBURN					

BY STATE

Arkansas	4	Jackson, Monk, Williams, Zimmerman
Illinois	1	Cooley
Georgia	1	Ratliff
Kansas	2	Swenson, Cosper
Ohio	1	Mason
Oklahoma	2	Wilson, Stout

BY POSITION

Guard	3	Monk, Mason, Cosper
G/F	3	Wilson, Swenson, Zimmerman
Forward	3	Jackson, Williams, Stout
Center	2	Cooley, Ratliff

JESSICA JACKSON

AMONG SEC LEADERS

Jessica Jackson ranks in the top-5 in several categories among the active leaders in the SEC

- ▶ 1. Scoring with 1,716 points
- ▶ 1. Field Goals Made with 588
- ▶ 3. 3-Point Field Goals Made with 179
- ▶ 3. Rebounding with 682 boards
- ▶ 4. Blocks with 127

ACTION JACKSON

- ▶ Jessica Jackson was the second fastest player in program history to reach 1,000 career points reaching the milestone three games into her junior season (1Q vs. SDSU, 11-18-16).
- ▶ She is one of three players in program history with 1600+ points, 6+ rebounds and 120+ blocks
- ▶ Jackson ranks in the Arkansas career top-5 for points, defensive rebounds, field goals made, field goals attempted, 3-pointers made, 3-pointers attempted, games started and minutes played
- ▶ Named Senior CLASS Award candidate (1-6-17)

JACKSON'S NUMBERS

- ▶ Scored in double figures in a season-best 15 games as a senior and 92 career games
- ▶ Sixteen career double doubles
- ▶ Scored 20+ points 24 times in her career/Four times as a senior
- ▶ She has been Arkansas' leading scorer (or tied for the lead) in 10 games this year
- ▶ She has been among Arkansas' leading rebounders in eight games this year
- ▶ Ranks 10th at Arkansas with 682 career rebounds
- ▶ Ranks sixth at Arkansas with 127 career blocked shots
- ▶ Jessica Jackson has scored in double figures in the first half five times this year (Stetson, Tulsa, Navy, NSU, HBU), including two games with 10 points in the first quarter (Stetson and Tulsa).
- ▶ Jessica Jackson scored a career-high 34 points in the 101-40 win over Houston Baptist. It was her fourth 20+ point game of the year.
- ▶ Jessica Jackson ranks 16th in the SEC in all games, averaging 14.6 points per game.
- ▶ Also in the SEC: ranks tied for 13th in 3-pointers made (1.4), and tied for 14th in offensive rebounds (2.5) in all games.

POINTS/REBOUNDS/BLOCKS

Player	Points	Rebs	Blocks
Shemeka Christon (01-04)	1,951	714	162
Delmonica DeHorney (88-91)	1,785	641	235
JESSICA JACKSON (14-PRES.)	1,716	682	127
Sarah Watkins (10-13)	1,386	604	201
Stephanie Bloomer (92-95)	1,159	691	126
Amanda Holley (82-84)	1,154	683	147
Kim Bunge (80-83)	1,047	652	116

POINTS

Name (Career)	Yr	Gp	Pts
1. Bettye Fiscus (81-85)	4	112	2,073
2. Shameka Christon (00-04)	4	123	1,951
3. Del. DeHorney (87-91)	4	115	1,785
4. Kimberly Wilson (93-97)	4	120	1,733
5. JESSICA JACKSON (14-PRES.)	3+	110	1,716
6. Shelly Wallace (85-89)	4	119	1,583
7. Wendi Willits (97-01)	4	131	1,574
8. C'eira Ricketts (09-12)	4	129	1,537
9. Christy Smith (94-98)	4	111	1,459
10. Karyn Karlin (96-00)	4	111	1,441

DOUBLE FIGURE SCORING STREAKS

- ### FRESHMAN
- 25 games with 10+ points
 - 18 games with 15+ points
 - 7 games with 20+ points
 - 1 game with 30+ points
 - In season streak: 10 games

SOPHOMORE

- 26 games with 10+ points
- 18 games with 15+ points
- 5 games with 20+ points
- In season streak: 12 games
- From FR to SO: 7 games

JUNIOR

- 26 games with 10+ points
- 21 games with 15+ points
- 8 games with 20+ points
- In season streak: 10 games
- **From SO to JR: 18 games**

SENIOR

- 15 games with 10+ points
- 8 games with 15+ points
- 4 games with 20+ points
- 1 game with 30+ points
- **In season streak: 15 games**
- From JR to SR: 15 games



THE NUMBERS

1,716

CAREER POINTS

682

CAREER REBOUNDS

127

CAREER BLOCKS

110

CAREER GAMES PLAYED

WHAT WE ARE TALKING ABOUT

- ▶ Arkansas has shot 45 percent or better in eight games this season. Arkansas shot 45 percent or better twice all of last season (30 games) and six times all of 2014-15 (32 games). Arkansas is now 16-0 when shooting 45 percent or better under head coach Jimmy Dykes.
- ▶ Arkansas has held opponents under 30 percent shooting in six games this season: Sam Houston State (26.9), Louisiana-Monroe (22.1), Tulsa (29.7), Northwestern State (25.0), Houston Baptist (24.1) and LSU (28.8). They were close holding Alabama to 30.9%.
- ▶ Arkansas has had six different players score in double figures in the first half of games this season: Jessica Jackson (five times), Malica Monk (two times), Keiryn Swenson, Jailyn Mason and Alecia Cooley (two times), and Devin Cospser one time.
- ▶ Arkansas has won the rebounding battle in 14 of 20 games this season, going 12-2 in those games and improving to 35-9 when winning the rebounding battle under head coach Jimmy Dykes.
- ▶ Arkansas ranks fourth in the SEC (all games) in scoring defense holding opponents to 57.5 points per game. Arkansas is fifth in SEC-only games allowing 63.0 ppg.
- ▶ The Razorbacks are fourth in the league with a +10.2 scoring margin.
- ▶ Arkansas is ninth in the SEC in field-goal percentage (.423) and in the SEC in 3-point field-goal percentage (.334).
- ▶ Defensively, Arkansas ranks fourth in field-goal percentage defense (.372) and tied for fifth in 3-point field-goal percentage defense (.296). They are fifth in SEC-only games with a .402 and sixth with a .315 mark in those same categories.
- ▶ Arkansas ranks sixth in the SEC in turnovers per game, committing just 14.5 turnovers per game.
- ▶ Arkansas ranks eighth in the SEC in defensive rebounds per game (26.2).
- ▶ Arkansas ranks seventh in the SEC in rebound margin, outrebounding opponents by 5.3 rebounds per game.
- ▶ Arkansas is off to a 13-7 start under head coach Jimmy Dykes, the best start since a 14-2 start to the 2013-14 season.
- ▶ In SEC-only games, Arkansas ranks third with 4.4 rejections per contest.

TOP 10 IMPROVED FG% TEAMS

As of 1/16/17 ... Arkansas ranks seventh in the NCAA for teams who have improved their field goal percentage from a year ago. Here is a look at the top 10.

Team	% Increase	15-16	16-17
1. Portland St.	8.63%	.358	.452
2. Ole Miss	7.68%	.348	.420
3. Rider	7.63%	.356	.428
4. Mississippi St.	7.12%	.397	.459
5. Hartford	6.66%	.339	.403
6. Washington	6.48%	.415	.480
7. Arkansas	6.38%	.365	.423
8. Texas Tech	6.35%	.384	.442
9. Wofford	6.16%	.268	.431
10. Wichita St.	6.04%	.382	.443

TEAM NOTES AND NUMBERS

- ▶ Arkansas has made 25+ field goals in eight games; the Razorbacks are 8-0 in those games
- ▶ Arkansas has made 5+ 3-pointers in 15 games and the team is 11-4 in those games
- ▶ The Razorbacks have made 15+ free throws in six games and are 4-2 in those contests
- ▶ Arkansas has scored 70+ points seven times; the team is 7-0 in those games
- ▶ Arkansas has outscored its opponents 13 times in the first half, been tied once and been outscored six times in the first 20 minutes

THE FOURTH QUARTER

- ▶ Arkansas is shooting 40.3% (108-268) in the fourth quarter
- ▶ Jessica Jackson leads the team and averages 2.8 ppg in the final frame
- ▶ The Razorbacks are outrebounding opponents 215-170 in the fourth quarter
- ▶ Arkansas is outscoring opponents by a +1.5 margin and out rebounding them by +2.3 per game
- ▶ Arkansas has committed more turnovers (68) than its opponents (55)
- ▶ Arkansas has outscored 12 opponents in the fourth quarter winning seven of those games
- ▶ South Dakota, Navy, Texas Tech, Butler and NSU all outscored Arkansas in the fourth quarter but the Razorbacks won the game
- ▶ Arkansas outscored Tulsa 23-11 on the road - the largest margin this season

RPI NOTES (1/24/17)

- ▶ Arkansas currently ranks No. 109 in the NCAA RPI report and the Warren Nolan rankings
- ▶ Arkansas is No. 75 in the Jeff Sagarin/CBN ratings
- ▶ They are 1-5 versus teams ranked in the Sagarin/CBN Top-50

SEEING DOUBLE

DOUBLE FIGURE GAMES

Jessica Jackson (92/24)	Times	20+ (30+)
2013-14	25	7 (1)
2014-15	26	5
2015-16	26	8
2016-17	15	4 (1)
Devin Cospser (21/1)	Times	20+
2015-16	14	1
2016-17	6	
Alecia Cooley (16)	Times	
2015-16	7	
2016-17	9	
Malica Monk (13)	Times	
2015-16	3	
2016-17	10	
Keiryn Swenson (10)	Times	
2016-17	10	
Jailyn Mason (7)	Times	
2016-17	7	
Aaliyah Wilson (3)	Times	20+
2016-17	3	1
Bailey Zimmerman (1)	Times	
2016-17	1	

DOUBLE-DOUBLES

Jessica Jackson

Pts	Reb	Opponent	Date
11	10	at Ole Miss	1-1-17
34	10	Houston Baptist	12-28-16
16	10	Florida	1-29-16
15	12	at Butler	12-13-15
13	10	Southeastern La.	11-13-15
20	13	SHSU	11-15-15
19	11	at Missouri	3-1-15
17	13	LSU	2-22-15
14	11	at Alabama	2-1-15
18	10	No. 5/8 Texas A&M	1-4-15
19	12	Savannah State	11-16-14
18	11	Tennessee Tech	12-20-13
23	10	at Florida	1-9-14
31	10	Ole Miss	1-19-14
19	12	Auburn	2-2-14
21	11	Ole Miss (SEC)	4-5-14

Alecia Cooley

Pts	Reb	Opponent	Date
11	10	Florida	1-28-16
12	10	No. 24 Missouri	1-17-16
12	10	Missouri State	12-2-15
10	11	Memphis	12-25-16

Jailyn Mason

Pts	Ast	Opponent	Date
10	10	at Ole Miss	1-1-17
10	11	Houston Baptist	12-28-16

ARKANSAS' STARTERS

- ▶ The Razorback starters have scored 929 points - 68.46% of the team's points
- ▶ The starters have grabbed 456 rebounds - 58.02% of the total
- ▶ The starters have made 68 3-pointers and are 185-254 (.728) from the line

ARKANSAS' BENCH

- ▶ The Razorback bench has outscored the opponent's bench 428-314 this year
- ▶ Keiryn Swenson averages 8.5 ppg and Alecia Cooley 8.0 ppg when they come off the bench
- ▶ Arkansas' bench has hit 43 3-pointers compared to just 25 by opponents

LAST FIVE GAMES

- ▶ Arkansas is 2-3 in the last five games
- ▶ The Razorbacks average 58.0 ppg and 35.0 rpg
- ▶ Jailyn Mason leads the team with 9.2 points per game followed by Devin Cospers with 9.0 ppg
- ▶ Alecia Cooley has been the team's leading rebounder with 5.2 boards per game
- ▶ Arkansas is shooting .662 from the line while opponents are hitting .615 of their bonus shots

FAB FRESHMAN

- ▶ Jailyn Mason named SEC Freshman of the Week twice
- ▶ Aaliyah Wilson has scored 20 points once this season (Texas A&M)
- ▶ Arkansas freshmen are shooting 40.0% on 121-for-302 from the floor
- ▶ The freshmen also keep pace with the team totals in 3-point shooting (35.0%) and free throw shooting (48.7%)
- ▶ The freshman class accounts for 94 of the total assists, 175 rebounds, 16 blocks and 30 seals.
- ▶ The freshmen have scored 289 of the 1357 points - 21.3% of the team total

MORE MASON

- ▶ 2x SEC Freshman of the Week (Dec. 1 & Jan. 19)
- ▶ 2 Double Doubles
- ▶ One of 10 SEC players to earn two or more FOW honors in their career
- ▶ One of two SEC players to earn FOW twice this season
- ▶ Arkansas has the fourth most FOW honors in conference history with 16 selections
- ▶ Assists | 13 | 3.3 apg - second most for a freshman in all games
- ▶ Assist/Turnover Ratio | 5 | 2.1 - second best for a freshman in all games
- ▶ Minutes | 19 | 31.1 mpg - most for any freshman in all games
- ▶ Assists | 14 | 3.0 - third most by a freshman in SEC only games
- ▶ Assist/Turnover Ratio | 5 | 1.6 - second best for a freshman in SEC only games
- ▶ Minutes | 18 | 33.1 mpg - most for any freshman in SEC only games
- ▶ Eleven assists versus Houston Baptist ranks T7 in the SEC this year - it is the most by a freshman this season
- ▶ Ten assists versus Ole Miss ranks T3 in SEC-only games this year - the most by a freshman this season

STORYLINES

#BeArkansas

#BeArkansas - We keep the players who fit our program's needs home as well as show other great players what it means to represent the Razorbacks

- ▶ Four in-state players
- ▶ Five newcomers had offers from several other schools but chose Arkansas because of the coaching staff, the current players and the university
- ▶ Fayetteville No. 1 In Best Value. More: <http://bit.ly/2emfcaQ>.
- ▶ Be Relentless...Be Hard To Guard...Be the team no one wants to play

Expectations

Dykes has high expectations for this season. He has seven returners and five newcomers who will impact the team from day one.

- ▶ Return 77.9% of our scoring including our top two scores (Jackson, Cospers)
- ▶ Return 70.3% of our rebounding including three of the top four (lost Melissa Wolff)
- ▶ Nine returning players and five newcomers including ESPN No. 30 Aaliyah Wilson

ON THIS DATE

Jan. 29				
1977	Arkansas	56	SMSU	46
1980	Arkansas	68	SMSU	36
1981	Arkansas	61	Texas	110
1982	Arkansas	53	Texas	68
1983	Arkansas	62	Houston	58
1986	Arkansas	67	Lamar	55
2004	Arkansas	69	#24 VU	74 Fayetteville
2006	Arkansas	52	SC	61 Columbia
2009	Arkansas	61	#20 VU (OT)	72 Nashville
2012	Arkansas	73	Florida	72 (2ot) Fayetteville

Feb. 2

1977	Arkansas	50	Carl Albert	41 Fayetteville
1978	Arkansas	97	Cottey Coll.	29 Fayetteville
1985	Arkansas	75	Texas A&M	65
1988	Arkansas	80	Texas Tech	67
1989	Arkansas	61	New Orleans	60
1991	Arkansas	96	Rice	74
1993	Arkansas	82	Memp. State	60
1994	Arkansas	82	#15 AL	75 Fayetteville
1997	#18 Arkansas	66	#13 Florida	79 (OT) Fayetteville
2003	#12 AR	59	AL	58 Tuscaloosa
2006	Arkansas	59	#3 LSU	93 Fayetteville
2012	AR (rv)	70	AL	52 Fayetteville

Awards \ Honors \ Goals

Jessica Jackson returns for her senior season as just the fourth player in program history to earn All-SEC First Team honors. Her goal is to elevate her game and get drafted by the WNBA at the end of the year.

Jackson was named **CollegeSportsMadness.com SEC Player of the Week** Dec. 5.

Jackson was named as a **Senior CLASS Award** candidate (1-5-17)

Newcomer **Aaliyah Wilson** is just the second McDonald's All-American to sign with Arkansas out of high school. Expectations are high for this freshman.

Jailyn Mason earned **SEC Freshman of the Week** honors Nov. 29, after helping the Razorbacks to the Nugget Classic title in Reno. It is her first collegiate honor and the first for Arkansas this season.

Mason earned her second **SEC Freshman of the Week** honor Jan. 17, after leading Arkansas to its first conference win of the year

Building a Strong Foundation

Jimmy Dykes is building a strong foundation. The goal is to win but he won't sacrifice the process. Academics, work ethic and attitude will impact playing time as much as a player's shooting percentage.

- ▶ Getting players who fit our style on and off the court
- ▶ Getting things done in the classroom - six consecutive semesters above a 3.0 GPA

WE ARE FAMILY

Several Razorback players hail from large families. Check out some of the family sizes here.

Jessica Jackson	7
Chris, Adrian, Asia, Jennifer, Kailyn, Cedric, Khylan	
Alecia Cooley	7
Mia, Cojuan, Janava, Cheri, Laurie, Amber, Jasmine	
Yasmeen Ratliff	5
Stacia, Alexis, Sasha, Adonis, Darius	
Kiara Williams	4*
Jasmine Davis, Rodney Davis, Deunte Davis, Deundre Davis	
Bailey Zimmerman	3
John Paul, Jordan, Brooke	
Malica Monk	2
Mark, Mason	
Keiryn Swenson	2
Kameron, Konner	
Aalyah Wilson	2**
Devante, Alexis	
Devin Cosper	1
Sierra	
Sydney Stout	1
Savanna	
Jailyn Mason	14***
Roman, Amari, Elijah, Isaiah	

*Williams also grew up with 2 aunts and a cousin in the household

**Grandmother had 16 kids so she had a lot of cousins around

***Has 14 siblings and is closest with the ones who are listed

SPEAKING OF FAMILY

Bailey Zimmerman is a cousin of Arkansas men's basketball assistant coach Matt Zimmerman.

A MAJOR ACCOMPLISHMENT

Alecia Cooley	Communication
Devin Cosper	Communication
Jessica Jackson	Rec. & Sport Management
Jailyn Mason	Journalism: News/Editorial
Malica Monk	Rec. & Sport Management
Yasmeen Ratliff	Apparel Merch./Product Dev.
Sydney Stout	Management
Keiryn Swenson	Accounting
Aaliyah Wilson	Pre-Physical Therapy
Bailey Zimmerman	Apparel Merch./Product Dev.

HOME SWEET HOME

- ▶ Arkansas is 255-97 in 24 seasons in Bud Walton
- ▶ Jimmy Dykes is 28-14 in BWA (8-6/11-4/9-4)

2016-17 NEWCOMERS

FRESHMAN VIDEOS

Get to know our newcomers in their own words. Watch Now!

MASON - bit.ly/MasonShoe

Ratliff - bit.ly/YasRatliff

Stout - bit.ly/GTKStout

Williams - bit.ly/KiaraWilliams

Wilson - bit.ly/AWilsonHorses

- ▶ Yasmeen Ratliff is the daughter of long-time NBA player Theo Ratliff
- ▶ Ratliff says defense is her strength
- ▶ Kiara Williams grew up in a busy household with two step-brothers, a little sister and little brother, a cousin and two aunts
- ▶ Williams is a big fan of the Marvel superhero movies
- ▶ Jailyn Mason has an Air Jordan shoe collection
- ▶ Check out the photos of Mason's collection here > bit.ly/MasonShoe
- ▶ Aaliyah Wilson has three siblings and a lot of cousins - her grandmother had 16 children
- ▶ Wilson loves to ride horses and has owned a couple of horses
- ▶ Sydney Stout was a walk on with the Razorbacks who earned a scholarship

DOUBLE DIGIT SCORING IN THE FIRST HALF

- ▶ Malica Monk was the first player to score in double figures in the first half of a game with 10 points against Sam Houston State.
- ▶ Monk posted 10 first half points against No. 4 Mississippi State in her first game back from injury
- ▶ Jessica Jackson scored in double figures in the first half five times this year:
 - ✓ Stetson with 11
 - ✓ Navy with 14
 - ✓ at Tulsa with 10
 - ✓ Northwestern State with 17
 - ✓ HBU with 20 (in 15 minutes)
- ▶ Jessica Jackson had 10 points in the **first quarter** against Stetson. It is the second time in her career she had double figure points in the 1Q
- ▶ Jessica Jackson added a third time with 10 points **in 1Q** at Tulsa
- ▶ Alecia Cooley had 10 points in the first half against Memphis and again against Missouri in the first meeting between these teams this season
- ▶ Keiryn Swenson became the fourth different Razorback with double digits in the first 20

- minutes when she had 12 against Butler
- ▶ Devin Cosper added her name to this list with double digits in the first 20 minutes at Missouri State. She finished with a career-best 18 points.
- ▶ Jailyn Mason dropped in 13 **first quarter** points in Arkansas' first SEC win at Alabama
- ▶ Mason went back-to-back with 10 first half points against Vanderbilt

TOUGH SCHEDULE IN 2016-17

The SEC is always a tough place to play and this year is no exception

- Arkansas faces seven ranked or receiving votes opponents for eight games in SEC play
- This includes No. 4 Mississippi State, No. 5 South Carolina, and Tennessee, Kentucky, Texas A&M, Alabama, and LSU who are receiving votes
- The Razorbacks have a stretch in which five of seven opponents are ranked or getting votes
- Two of those contests are on the road
- The SEC sent nine teams to the NCAA Tournament and one other to the WNIT last season

It's not just the SEC either. The Razorbacks have put together a non-conference schedule that will allow the team to find itself while getting tough for league play:

- Arkansas hosted WNIT Champ South Dakota
- The Razorbacks travel to Missouri State who took part in last year's NCAA Tournament
- Northwestern State picked sixth/T5th; Houston Baptist picked 8th/8th; Sam Houston State picked 9th/9th in Southland preseason coach's/sports information director's polls

PREVIOUS GAME NOTES

- ▶ The win over **Stetson** denied the Hatters a 5-0 start for the first time in program history.
- ▶ The win over **South Dakota** snapped an eight-game winning streak. That was the second-longest winning streak in the nation at that time.
- ▶ Arkansas held **Tulsa** to season lows in field-goal percentage (29.7 percent), 3-point field-goal percentage (14.3 percent) and scoring (50 points).
- ▶ Held **Stetson** to two offensive rebounds; Held **Tulsa** to season low field goal percentage (29.7) and 3-point field goal percentage (14.3)
- ▶ Arkansas had 11 consecutive defensive stops in the fourth quarter in a come-from-behind win at **Tulsa**
- ▶ Arkansas defeated **Tulsa** 57-50, when trailing 39-34 after three quarters. Since the NCAA switched to four quarters for the 2015-16 season, the only other time that Arkansas won when trailing after three quarters was Feb. 18, 2016, at home against Alabama, when Arkansas trailed 51-48 and came back to win 69-67.

- ▶ Arkansas defeated **Texas Tech** 66-60, to improve to 2-1 all-time in the SEC/Big 12 Challenge, and also help the SEC to a 6-4 win over the Big 12 in the SEC/Big 12 Challenge this season.
- ▶ Opened with 10-0 run holding **Butler** without a point for the first 4:57 of the game
- ▶ Arkansas held **Northwestern State** to 36 points, including 13 first-half points, both season lows for points allowed by Arkansas. The 41-13 halftime lead also represented their largest halftime lead this season.
- ▶ Arkansas closed nonconference play with a 101-40 win over **Houston Baptist**, eclipsing the century mark for the first time since scoring 100 in a 100-54 win over Mississippi Valley State on Dec. 28, 2013.
- ▶ Arkansas set season highs for points in the first half (54 points), halftime lead (30 points), points in a game (101 points) and margin of victory (61 points) against **Houston Baptist**.
- ▶ Also against **Houston Baptist**, Arkansas set season highs with 10 3-point field goals and 27 assists. Jailyln Mason set a career high and an Arkansas individual season high with 11 assists.
- ▶ Arkansas set the school record with 31 points in the second quarter and tied the school record with 34 points in the third quarter, outscoring **Houston Baptist** 65-18 in the middle frames.
- ▶ Arkansas shot 52.1 percent from the floor against **Houston Baptist**, its third game to shoot 50 percent or better and its seventh game to shoot 45 percent or better this year.
- ▶ Arkansas held **Houston Baptist** to 24.1 percent shooting, the second-lowest field-goal percentage allowed by Arkansas and the fourth game that Arkansas has held an opponent under 30 percent shooting this season.
- ▶ Arkansas held **Mississippi State** to 59 points, its second-lowest scoring output of the season, and 36.5 percent shooting from the floor and 18.2 percent shooting from 3-point range, both of which are its second-lowest shooting percentages of the season.
- ▶ Arkansas was held without a made field goal for the final 5:07, as **LSU** finished the game on an 11-1 run and outscored Arkansas 16-7 in the fourth quarter.
- ▶ Arkansas held **LSU** to 28.8 percent shooting and allowed just 18 points in the paint and 10 second-chance points.
- ▶ Making her fifth straight start, Devin Cospers scored a team-high 15 points against **LSU**, finishing three points shy of her season and career high for points.
- ▶ Freshman Aaliyah Wilson posted the third double digit scoring game of her career with 20 points at **Texas A&M** - it is her first career 20-point game.
- ▶ Arkansas almost made more baskets (12) than **Alabama** had attempts (13) in the first quarter.

- ▶ Arkansas did not miss back-to-back baskets in the first quarter but opened the second frame 1-for-6 at **Alabama**.
- ▶ Arkansas had a season-best first half points (40) in SEC play this year at **Alabama**.
- ▶ **Alabama's** 18 first half points was a season low for the Crimson Tide as was their 9.1% shooting (1-11) in the second quarter.
- ▶ Arkansas was held to a season-low eight first-quarter points, a season-low 20 first-half points and faced its largest halftime deficit of the season, trailing **Missouri** 33-20 after the first 20 minutes of play.
- ▶ Alecia Cooley scored in double figures in the first half against **Missouri** for the second time this season, finishing with 10 first-half points. She became the fifth different Razorbacks to have two or more games with double-figure scoring in the first half of a game this season.
- ▶ Jessica Jackson, Keiryn Swenson and Jailyln Mason, the Razorbacks' three leading scorers entering the game, were held to a combined to a combined 10 points on 5-for-21 shooting, including 0-for-8 from 3-point range vs. **Missouri**.

AP TOP 25 (1.23.17)

RK	TEAM	RECORD	PTS
1	Connecticut (33)	18-0	825
2	Baylor	19-1	787
3	Maryland	19-1	743
4	Mississippi State	20-0	734
5	South Carolina	16-1	702
6	Florida State	19-2	657
7	Washington	19-2	616
8	Notre Dame	18-3	576
9	Louisville	18-4	545
10	Stanford	17-3	515
11	Oregon State	18-2	506
12	Texas	14-4	460
13	UCLA	15-4	434
14	Duke	17-3	405
15	Ohio State	17-5	384
16	Arizona State	14-5	271
17	Miami	14-5	254
18	NC State	15-5	247
19	Virginia Tech	16-3	221
20	Oklahoma	15-5	202
21	DePaul	16-5	159
22	West Virginia	15-5	104
23	South Florida	15-3	102
24	Green Bay	17-2	90
25	Kansas State	15-5	54

Others receiving votes: Syracuse 44, Kentucky 15, Temple 13, Texas A&M 13, Tennessee 11, Michigan 10, Marquette 8, Northwestern 7, California 3, Drake 3, Oregon 2, Wyoming 2, Harvard 1

USA TODAY COACHES POLL (1.24.17)

RK	TEAM	RECORD	PTS
1	Connecticut (32)	18-0	800
2	Baylor	19-1	762
3	Maryland	19-1	722
4	South Carolina	17-1	713
5	Mississippi State	20-1	671
6	Florida State	19-2	637
7	Washington	19-2	605
8	Louisville	18-4	557
9	Notre Dame	18-3	546
10	Stanford	17-3	500
11	Oregon State	18-2	474
12	UCLA	15-4	469
13	Texas	14-4	401
14	Ohio State	17-5	396
15	Duke	17-3	355
16	Arizona State	14-5	277
17	Miami	14-5	238
18	NC State	15-5	233
19	DePaul	16-5	177
20	Oklahoma	15-5	165
21	Virginia Tech	16-3	162
22	West Virginia	15-5	125
23	South Florida	15-3	121
24	Syracuse	14-7	93
25	Green Bay	17-2	86

Others receiving votes: Michigan 27, California 22, Northwestern 18, Temple 17, Tennessee 10, Kansas State 8, Texas A&M 6, Creighton 4, Marquette 2, Tulane 1

STATS & STANDINGS

TEAM	SEC			OVERALL		
	W	L	PCT.	W	L	PCT.
Mississippi State	6	0	1.000	20	0	1.000
South Carolina	6	0	1.000	16	1	.941
Auburn	4	1	.800	14	5	.737
Texas A&M	4	2	.667	14	5	.737
Kentucky	4	2	.667	13	6	.684
LSU	3	3	.500	14	5	.737
Missouri	3	3	.500	13	7	.650
Georgia	2	3	.400	10	8	.556
Tennessee	2	3	.400	11	7	.611
Alabama	2	4	.333	14	5	.737
Arkansas	2	4	.333	13	6	.684
Ole Miss	2	4	.333	13	6	.684
Florida	0	5	.000	9	9	.500
Vanderbilt	0	6	.000	10	9	.526

SEC SCHEDULE

JANUARY

29 (Sunday)

*Auburn at Alabama (SEC Network)	5:00 p.m. CT
*Arkansas at LSU (SEC Network)	1:00 p.m. CT
*Florida at Vanderbilt (SECN+)	2:00 p.m. CT
*Georgia at Ole Miss (SECN+)	2:00 p.m. CT
*Texas A&M at Mississippi State (SECN)	3:00 p.m. CT

30 (Monday)

*Kentucky at Missouri (SEC Network)	6:00 p.m. CT
*Tennessee at South Carolina (ESPN2)	6:00 p.m. ET

FEBRUARY

2 (Thursday)

*Georgia at Arkansas (SECN+)	7:00 p.m. CT
*Mississippi State at Auburn (SEC Network)	8:00 p.m. CT
*Florida at Texas A&M (SECN+)	1:00 p.m. CT
*South Carolina at Kentucky (SEC Network)	7:00 p.m. ET
*LSU at Tennessee (SECN+)	7:00 p.m. ET

5 (Sunday)

*Alabama at LSU (SEC Network)	3:00 p.m. CT
*South Carolina at Arkansas (ESPN2)	1:00 p.m. CT
*Auburn at Texas A&M (SEC Network)	1:00 p.m. CT
*Tennessee at Georgia (ESPN)	4:00 p.m. ET
*Vanderbilt at Kentucky (SEC Network)	12:00 p.m. ET
*Missouri at Mississippi State (ESPNU)	1:30 p.m. CT

6 (Monday)

*Ole Miss at Florida (SEC Network)	7:00 p.m. ET
------------------------------------	--------------

9 (Thursday)

*Alabama at Texas A&M (SECN+)	7:00 p.m. CT
*Arkansas at Florida (SECN+)	7:00 p.m. ET
*Auburn at South Carolina (SECN+)	7:00 p.m. ET
*Kentucky at Georgia (SECN+)	7:00 p.m. ET
*LSU at Ole Miss (SECN+)	6:00 p.m. CT
*Vanderbilt at Mississippi State (SEC Network)	8:00 p.m. CT
*Missouri at Tennessee (SEC Network)	7:00 p.m. ET

12 (Sunday)

*Florida at Alabama (SEC Network)	1:00 p.m. CT
*Arkansas at Missouri (SEC Network)	5:00 p.m. CT
*Georgia at Auburn (SECN+)	2:00 p.m. CT
*Mississippi State at Ole Miss (SEC Network)	3:00 p.m. CT
*Texas A&M at Tennessee (ESPNU)	2:00 p.m. ET

13 (Monday)

*LSU at Vanderbilt (SEC Network)	6:00 p.m. CT
South Carolina at Connecticut (ESPN2)	9:00 p.m. ET

16 (Thursday)

*Tennessee at Alabama (SECN+)	7:00 p.m. CT
*Kentucky at Arkansas (SECN+)	7:00 p.m. CT
*Auburn at Ole Miss (SEC Network)	8:00 p.m. CT
*Missouri at Florida (SECN+)	7:00 p.m. ET
*Georgia at Mississippi State (SECN+)	7:00 p.m. CT
*Texas A&M at LSU (SECN+)	7:00 p.m. CT
*Vanderbilt at South Carolina (SEC Network)	7:00 p.m. ET

ABOUT OUR OPPONENT

TEAM	G	PF→PA	Avg score	Margin	FG→FGA	Pct.	3FG→FGA	Pct.	FT→FTA	Pct.	RebF	RebA	Margin
AR	20	1357-1153	67.8-57.7	+10.2	497-1174	.423	111-332	.334	252-367	.687	786	680	+5.3
LSU	20	1318-1175	65.9-58.8	+7.2	512-1177	.435	27-106	.255	267-407	.656	662	679	-0.9

LSU TIGERS

- ▶ The Tigers led for most of their last game against No. 25 Texas A&M in College Station before falling 54-52 on Sunday.
- ▶ Junior guard Raigyne Moncrief led LSU with 18 points and surpassed 1,000 career points in the game.
- ▶ LSU has lost three in a row to No. 5 South Carolina, Kentucky and at Texas A&M
- ▶ Raigyne Moncrief leads the team with 15.0 ppg and is tied with Ayana Mitchell leading the Tigers with 5.4 rebounds per game
- ▶ Chloe Jackson checks in with 14.7 ppg

SERIES NOTES

- ▶ All Time: LSU leads 30-16 | Fayetteville: 9-13 | Baton Rouge: 7-14
- ▶ Neutral: 0-3 | Streak: Arkansas L1

- ▶ In the 45-game history, the two teams have faced each other three times in the postseason; twice in the SEC Tournament (LSU, 2-0) and once in the 1996 WNIT (LSU win).
- ▶ LSU and Arkansas face each other for the second time in three weeks in the PMAC. This will be the first time since 2011-12 that LSU & Arkansas have played a home-away series. This will be the 18th time that LSU and Arkansas will have games in Baton Rouge and Fayetteville in the same regular season.

LSU16-30

Games: 46 | SEC: 16-30

Fayetteville: 9-13 | Baton Rouge: 7-14 | Neutral: 0-3

THE FIRST MEETING

Arkansas let an 11-point lead slip away falling 53-52 to LSU. The Razorbacks led 29-22 at the half and 45-37 at the end of three quarters but suffered through 13 turnovers and a 5:07 minute stretch without a field goal dropping the contest to the Tigers. LSU outscored Arkansas 16-7 in the final frame and turned the Razorbacks over a season-high 26 times in the game. Leading 49-40 at the 7:04 minute mark in the fourth quarter, Arkansas got only one more point from the free throw line while turning the ball over 11 times to end the game. The Tigers scratched their way back into the contest grabbing their first lead, 52-51, with eight seconds to go. LSU committed a foul and sophomore Malica Monk hit a free throw to tie the game with just three seconds on the clock. Arkansas was whistled for a foul while LSU was trying to inbound the ball and LSU made one of the two bonus shots to escape with the win. Junior Devin Cospo paced Arkansas with 15 points followed by a 10-point effort from Keiryn Swenson. Senior Alecia Cooley finished with seven points and seven rebounds while senior Jessica Jackson had her double figure scoring streak snapped with six points and six boards.

Date	Team	Score	Location
2/11/1992	AR	74	LSU
2/10/1993	AR	69	LSU
2/7/1994	AR	64	LSU
2/14/1995	#18 AR	82	LSU
1/23/1996	#22 AR	73	LSU
1/31/1996	#24 AR	74	LSU
3/23/1996	AR	63	LSU
1/21/1997	#13 AR	72	LSU
2/19/1997	#20 AR	66	#3 LSU
1/6/1998	AR	81	LSU
2/11/1998	AR	55	LSU
1/6/1999	AR	51	LSU
2/11/1999	AR	86	#20 LSU
1/13/2000	AR	69	#17 LSU
2/12/2000	AR	51	#7 LSU
1/11/2001	AR	54	#9 LSU
2/11/2001	AR	58	#14 LSU
1/20/2002	AR	55	LSU
2/10/2002	AR	80	LSU
1/19/2003	#10 AR	82	#2 LSU
2/27/2003	#21 AR	57	#4 LSU
3/7/2003	#23 AR	72	#6 LSU
1/22/2004	AR	65	#12 LSU
2/12/2004	AR	65	#16 LSU
1/20/2005	AR	45	#2 LSU
2/24/2005	AR	64	#1 LSU
2/2/2006	AR	59	#3 LSU
2/19/2006	AR	42	#2 LSU
1/25/2007	AR	53	#8 LSU
2/15/2007	AR	65	#7 LSU
1/10/2008	AR	54	#11 LSU
2/28/2008	AR	46	#6 LSU
1/8/2009	AR	42	LSU
2/5/2009	AR	53	LSU
1/7/2010	AR	38	#11 LSU
2/25/2010	AR	53	#20 LSU
1/27/2011	AR	53	LSU
2/20/2011	AR	42	LSU
1/22/2012	AR	72	LSU
2/16/2012	AR	42	LSU
3/2/2012	AR	40	LSU
1/10/2013	AR	63	LSU
2/23/2014	AR	57	#19/18 LSU
2/22/2015	AR	63	LSU
1/21/2016	AR	48	LSU
1/8/2017	AR	52	LSU

ARKANSAS RECORD WHEN ...

.....'16-'17.....	Dykes
Scoring First.....	9-3 NA
Leading at Halftime.....	13-2 35-10
Tied at Halftime.....	1-0 3-0
Trailing at Halftime.....	1-5 5-29
Shoots 45% or better.....	8-0 16-0
Shoots less than 45%.....	4-7 26-39
Opponent shoots less than 45%.....	12-5 40-26
Opponents shoots 45% or better.....	1-2 3-13
Outrebounds opponent.....	12-2 35-9
Ties opponent rebounds.....	0-0 2-3
Outrebounded by opponent.....	1-5 5-27
Fewer Turnovers.....	8-4 24-20
Same number of turnovers.....	0-2 4-6
More TOs than opponent.....	5-1 15-13
Overall.....	13-7 43-39
Home.....	9-4 28-14
Road.....	2-3 9-20
Neutral.....	2-0 6-5
Nonconference.....	11-2 28-15
Nonconference home.....	8-1 17-5
Nonconference away.....	1-1 5-5
Nonconference neutral.....	2-0 6-5
In November.....	7-0 15-4
In December.....	4-2 11-8
In January.....	2-5 8-16
In February.....	x 7-7
In March.....	x 2-4
On Monday.....	1-1 5-2
On Tuesday.....	x x
On Wednesday.....	3-1 5-3
On Thursday.....	2-2 10-12
On Friday.....	2-0 6-3
On Saturday.....	2-0 3-1
On Sunday.....	2-3 14-18
White Uniforms.....	11-4
Cardinal Uniforms.....	2-3
Shots at the Buzzer (Quarter, Half or Game)	
Jessica Jackson	
SD 4Q (:09); TTU 1Q (3pt :01); NSU 2Q (3pt :01)	
Jailyn Mason	
Memphis 1Q (3pt :00); Texas Tech 2Q (:06); ORU 1Q (:04)	
Aaliyah Wilson	
Texas Tech 3Q (3pt :02)	
Malica Monk	
Memphis 3Q (layup :01); Butler 1Q (:04); TAMU 1Q (3pt :01)	
Devin Cospers	
Butler 3Q (3pt :02)	
Sydney Stout	
HBU 2Q (2pt :03)	
Keiryn Swenson	
at Alabama 1Q (3pt :02)	

2016-17 Margin of Victory/Defeat

	1	2	3	4	5	6	7	8	9	10	11-15	16-19	20+	Record
Wins	-	-	3	-	-	1	1	-	-	-	-	3	5	13
Losses	1	1	-	-	-	-	-	1	1	1	-	2	0	7

Most First Period Points

2016-17	29	at Alabama (1-15-17)
All-Time	29	at Alabama (1-15-17)
Opponent	25	SDSU (11-18-15)

Most Third Period Points

2016-17	34	HBU (12-28-16)*
All-Time	34	HBU (12-28-16)*
Opponent	30	at Ole Miss (1-1-17)

Fewest First Period Points

2016-17	8	Missouri (1-23-17)*
All-Time	3	#5/6 Texas (12-20-15)
Opponent	6	SHSU (11-11-16)

Fewest Third Period Points

2016-17	7	Vanderbilt (1-19-17)
All-Time	7	Vanderbilt (1-19-17)*
Opponent	4	LSU (1-21-16)

Most Second Period Points

2016-17	31	HBU (12-28-16)
All-Time	31	HBU (12-28-16)
Opponent	35	at #2 S. Carolina (1-3-16)

Most Fourth Period Points

2016-17	24	at Texas A&M (1-12-17)
All-Time	32	Tulsa (11-23-15)
Opponent	27	Georgia (2-25-16)

Fewest Second Period Points

2016-17	5	at Tulsa (11-30-16)
All-Time	5	at Tulsa (11-30-16)
Opponent	3	at Alabama (1-15-17)

Fewest Fourth Period Points

2016-17	7	LSU (1-8-17)
All-Time	5	#7 Ore. St. (11-28-15)
Opponent	10	#24 Missouri (1-17-16)*

Most First Half Points

2016-17	54	HBU (12-28-16)
All-Time	65	Tenn State (11-27-88)
Opponent	63	Texas (1-9-89)

Largest Margin of Victory

2016-17	61	HBU (12-28-16)
All-Time	79	(108-29) B Wesleyan (2-18-77)
Opponent	54	(28-82) La Tech (11-30-78)

Fewest First Half Points

2016-17	20	Missouri (1-23-17)
All-Time	11	at Missouri (3-15-15)*
Opponent	8	Montana State (1-5-03)

*Most Recent

Jump Balls Won

Arkansas	8
Opponent	11

1H Double Figures

Jackson	5
Monk	2
Swenson	2
Mason	2
Cooley	2
Cosper	1

20+ Points/30+ Points

Jackson	4/1
Wilson	1

Scored First Points

Jackson	6
Zimmerman	4
Cooley	4
Mason	2
Cosper	3
Monk	1

1Q Double Figures

Jackson	3
Mason	1

10+ Rebounds

Cooley	1
Jackson	1

First Off The Bench

Wilson	6
Swenson	6
Cosper	3
Stout	2
Jackson	2
Cooley	2
Williams	1
Zimmerman	1

Rebounding Leader

Jackson	8
Cooley	6
Swenson	4
Mason	2
Zimmerman	1
Cosper	1

Double-Doubles

Jackson	2
Mason	2
Cooley	1

Points Leader

Jackson	10
Mason	3
Swenson	2
Monk	2
Cosper	2
Cooley	2
Wilson	1

10+ Points

Jackson	15
Swenson	10
Monk	9
Cooley	9
Mason	7
Cosper	6
Freeman	3
Wilson	2
Zimmerman	1

Charges Drawn

Monk	6
Swenson	6
Jackson	4
Zimmerman	3
Cosper	2
Wilson	1
Cooley	1
Stout	1

3-Point Leader

Jackson	9
Swenson	7
Zimmerman	3
Cosper	3
Mason	2
Wilson	2
Stout	1

15+ Points

Jackson	8
Swenson	3
Monk	3
Mason	3
Cosper	2
Monk	1

Forced 10-Second

Violations	2
------------	---

Forced Opponent

Shot Clock Violations	19
-----------------------	----



@RazorbackWBB STATISTICS
 ARKANSAS Combined Team Statistics (as of Jan 23, 2017)
All games



RECORD:	OVERALL	HOME	AWAY	NEUTRAL
ALL GAMES	13-7	9-4	2-3	2-0
CONFERENCE	2-5	1-3	1-2	0-0
NON-CONFERENCE	11-2	8-1	1-1	2-0

#	Player	gp-gs	min	avg	Total		3-Point		F-Throw		Rebounds				pf	dq	a	to	blk	stl	pts	avg
					fg-fga	fg%	3fg-fga	3fg%	ft-fa	ft%	off	def	tot	avg								
00	JACKSON, Jessica	19-17	551	29.0	94-235	.400	27-83	.325	62-89	.697	47	71	118	6.2	43	0	29	47	16	19	277	14.6
03	MONK, Malica	17-17	507	29.8	62-135	.459	5-16	.313	43-55	.782	13	30	43	2.5	45	2	55	29	6	32	172	10.1
04	SWENSON, Keiryn	20-5	470	23.5	63-121	.521	26-52	.500	29-35	.829	37	55	92	4.6	29	0	9	20	15	9	181	9.1
14	MASON, Jailyyn	20-20	622	31.1	73-172	.424	11-29	.379	7-11	.636	15	74	89	4.5	47	1	66	31	7	19	164	8.2
35	COOLEY, Alecia	20-17	450	22.5	51-104	.490	0-0	.000	50-70	.714	44	65	109	5.5	25	0	17	35	23	8	152	7.6
21	COSPER, Devin	19-9	408	21.5	53-145	.366	11-47	.234	17-23	.739	5	44	49	2.6	25	0	39	30	5	25	134	7.1
02	WILSON, Aaliyah	16-0	255	15.9	27-92	.293	13-42	.310	5-6	.833	10	35	45	2.8	22	0	26	34	6	8	72	4.5
22	ZIMMERMAN, Bailey	20-15	437	21.9	29-90	.322	12-51	.235	13-29	.448	23	62	85	4.3	32	0	23	30	6	18	83	4.2
10	WILLIAMS, Kiara	11-0	114	10.4	16-27	.593	0-0	.000	5-18	.278	13	20	33	3.0	20	0	1	9	2	3	37	3.4
20	STOUT, Sydney	6-0	42	7.0	5-11	.455	4-9	.444	2-4	.500	1	7	8	1.3	8	0	1	2	1	0	16	2.7
Team											37	42	79				6					
Total.....		20	4000		497-1174	.423	111-332	.334	252-367	.687	262	524	786	39.3	314	3	271	291	88	151	1357	67.8
Opponents.....		20	4000		436-1173	.372	96-324	.296	185-280	.661	230	450	680	34.0	343	5	237	314	63	146	1153	57.7

TEAM STATISTICS	AR	OPP	Date	Opponent	Score	Att.
SCORING	1357	1153	11/11/16	SAM HOUSTON STATE	w 71-39	4330
Points per game	67.8	57.7	11/13/16	LA-MONROE	w 92-46	3156
Scoring margin	+10.2	-	11/17/16	SOUTH DAKOTA	w 70-67	1054
FIELD GOALS-ATT	497-1174	436-1173	11/21/16	STETSON	w 79-62	1179
Field goal pct	.423	.372	! 11/25/16	vs Memphis	w 91-61	1662
3 POINT FG-ATT	111-332	96-324	! 11/26/16	vs NAVY	w 70-67	838
3-point FG pct	.334	.296	11/30/16	at Tulsa	w 57-50	514
3-pt FG made per game	5.6	4.8	^ 12/03/16	TEXAS TECH	w 66-60	1370
FREE THROWS-ATT	252-367	185-280	12/07/16	BUTLER	w 68-50	1017
Free throw pct	.687	.661	12/11/16	at Missouri State	L 62-64	3094
F-Throws made per game	12.6	9.3	12/18/16	NWST	w 65-36	1025
REBOUNDS	786	680	12/21/16	ORU	L 60-70	1721
Rebounds per game	39.3	34.0	12/28/16	HOUSTON BAPTIST	w 101-40	1361
Rebounding margin	+5.3	-	* 01/01/17	at Ole Miss	L 64-73	1280
ASSISTS	271	237	* 01/05/17	#4 MISSISSIPPI STATE	L 51-59	1233
Assists per game	13.6	11.9	* 01/08/17	LSU	L 52-53	2005
TURNOVERS	291	314	* 01/12/17	at Texas A&M	L 65-90	3796
Turnovers per game	14.6	15.7	* 01/15/17	at Alabama	w 68-50	2667
Turnover margin	+1.2	-	* 01/19/17	VANDERBILT	w 59-56	1302
Assist/turnover ratio	0.9	0.8	* 01/23/17	MISSOURI	L 46-60	1250
STEALS	151	146				
Steals per game	7.6	7.3				
BLOCKS	88	63				
Blocks per game	4.4	3.2				
ATTENDANCE	22003	13851				
Home games-Avg/Game	13-1693	5-2270				
Neutral site-Avg/Game	-	2-1250				

! = Nugget Classic (Reno, Nev.)
 ^ = SEC/Big 12 Challenge (Fayetteville, Ark.)
 * = Conference game

Score by Periods	1st	2nd	3rd	4th	Totals
ARKANSAS	375	317	339	326	1357
Opponents	278	258	320	297	1153



@RazorbackWBB STATISTICS
 ARKANSAS Combined Team Statistics (as of Jan 25, 2017)
Conference games



RECORD:	OVERALL	HOME	AWAY	NEUTRAL
ALL GAMES	2-5	1-3	1-2	0-0
CONFERENCE	2-5	1-3	1-2	0-0
NON-CONFERENCE	0-0	0-0	0-0	0-0

#	Player	gp-gs	min	avg	Total		3-Point		F-Throw		Rebounds				pf	dq	a	to	blk	stl	pts	avg
					fg-fga	fg%	3fg-fga	3fg%	ft-fa	ft%	off	def	tot	avg								
03	MONK, Malica	6-6	190	31.7	19-50	.380	3-10	.300	19-24	.792	4	11	15	2.5	22	1	16	13	5	11	60	10.0
04	SWENSON, Keiryn	7-4	179	25.6	21-47	.447	10-24	.417	11-13	.846	14	20	34	4.9	11	0	2	12	3	3	63	9.0
14	MASON, Jailyyn	7-7	232	33.1	28-69	.406	4-13	.308	3-4	.750	3	26	29	4.1	24	1	21	13	5	6	63	9.0
21	COSPER, Devin	7-7	186	26.6	24-64	.375	5-22	.227	7-8	.875	4	17	21	3.0	17	0	11	18	1	10	60	8.6
00	JACKSON, Jessica	6-4	165	27.5	14-52	.269	4-24	.167	10-17	.588	10	20	30	5.0	14	0	7	19	5	8	42	7.0
35	COOLEY, Alecia	7-5	160	22.9	15-30	.500	0-0	.000	18-26	.692	14	17	31	4.4	9	0	2	10	7	3	48	6.9
10	WILLIAMS, Kiara	3-0	43	14.3	6-9	.667	0-0	.000	3-8	.375	6	5	11	3.7	7	0	0	4	0	1	15	5.0
02	WILSON, Aaliyah	7-0	103	14.7	12-35	.343	7-18	.389	2-2	1.000	3	8	11	1.6	9	0	6	14	2	2	33	4.7
20	STOUT, Sydney	2-0	14	7.0	1-3	.333	1-2	.500	2-4	.500	1	0	1	0.5	4	0	1	0	0	0	5	2.5
22	ZIMMERMAN, Bailey	7-2	128	18.3	6-28	.214	1-14	.071	3-8	.375	8	19	27	3.9	14	0	4	15	3	5	16	2.3
Team											11	21	32				2					
Total.....		7	1400		146-387	.377	35-127	.276	78-114	.684	78	164	242	34.6	131	2	70	120	31	49	405	57.9
Opponents.....		7	1400		165-410	.402	34-108	.315	77-126	.611	98	175	273	39.0	119	2	101	110	22	58	441	63.0

TEAM STATISTICS	AR	OPP	Date	Opponent	Score	Att.
SCORING	405	441	* 01/01/17	at Ole Miss	L 64-73	1280
Points per game	57.9	63.0	* 01/05/17	#4 MISSISSIPPI STATE	L 51-59	1233
Scoring margin	-5.1	-	* 01/08/17	LSU	L 52-53	2005
FIELD GOALS-ATT	146-387	165-410	* 01/12/17	at Texas A&M	L 65-90	3796
Field goal pct	.377	.402	* 01/15/17	at Alabama	w 68-50	2667
3 POINT FG-ATT	35-127	34-108	* 01/19/17	VANDERBILT	w 59-56	1302
3-point FG pct	.276	.315	* 01/23/17	MISSOURI	L 46-60	1250
3-pt FG made per game	5.0	4.9				
FREE THROWS-ATT	78-114	77-126				
Free throw pct	.684	.611				
F-Throws made per game	11.1	11.0				
REBOUNDS	242	273				
Rebounds per game	34.6	39.0				
Rebounding margin	-4.4	-				
ASSISTS	70	101				
Assists per game	10.0	14.4				
TURNOVERS	120	110				
Turnovers per game	17.1	15.7				
Turnover margin	-1.4	-				
Assist/turnover ratio	0.6	0.9				
STEALS	49	58				
Steals per game	7.0	8.3				
BLOCKS	31	22				
Blocks per game	4.4	3.1				
ATTENDANCE	5790	7743				
Home games-Avg/Game	4-1448	3-2581				
Neutral site-Avg/Game	-	0-0				

! = Nugget Classic (Reno, Nev.)
 ^ = SEC/Big 12 Challenge (Fayetteville, Ark.)
 * = Conference game

Score by Periods	1st	2nd	3rd	4th	Totals
ARKANSAS	104	95	91	115	405
Opponents	119	88	129	105	441



JIMMY DYKES

HEAD COACH

The most successful basketball programs all have a few key elements in common.

PASSION

They are passionate about the game. The coaches are passionate about their team, the players are passionate about the opportunity to represent their university and the fans are passionate about supporting the program.

EXCITEMENT

All successful programs are filled with excitement. They are exciting to watch and to be a part of.

COMMITMENT

It takes a lot of people to make a program successful and they all have to be committed to the effort. It starts with the coaches and staff and extends to the players but the best programs in the country take it further. Everyone who impacts the program, from professors, athletic trainers, academic coordinators, administrators and fans, all have to be willing to work toward the same goal of excellence in all areas.

PERFORMANCE

Finally, successful teams have to perform at a high level every day. Whether in the classroom, in the community or on the court, doing things the right way is vital to the program's success.

The University of Arkansas made a move March 30, 2014, when they welcomed Jimmy Dykes as the eighth head coach of the Razorback women's basketball team.

QUICK HITS

- Jimmy Dykes is the eighth head coach in Razorback Women's Basketball History
- Three-year University of Arkansas basketball letterman
- Jimmy Dykes attended high school at Estes Park (Colo.) and Fayetteville HS
- Jimmy Dykes earned his bachelor's degree in speech education at Arkansas in 1985
- Graduated with honors from the University of Arkansas with a 3.54 GPA
- Served under legendary coach Eddie Sutton as an assistant at Arkansas, Kentucky and Oklahoma State

THE 411 CHRONOLOGY

Head Coach	Years	Record
University of Arkansas	2014-15	18-14, 6-10, NCAA 2nd Round
	2015-16	12-18, 7-9
	2016-17	13-7, 1-5
TOTAL	3 seasons	43-39, 14-24 SEC

Assistant Coach	Years	Worked With
University of Arkansas	1984-1985	Eddie Sutton
Sacramento State	1985-86	Bill Brown
Appalachian State University	1986-87	Tom Apke
University of Kentucky	1987-89	Eddie Sutton
University of Arkansas-Little Rock	1989-90	Mike Newell
Oklahoma State University	1990-91	Eddie Sutton

NATIONAL BASKETBALL ASSOCIATION

1991-1993 | College Scout | Seattle Supersonics

HIGH SCHOOL

1994-1998; 2003-2004 | Athletic Director | Shiloh Christian

ESPN/ABC SPORTS | 1995-2014

- Game and studio college men's and women's basketball analyst
- Game analyst for NCAA Women's Basketball Tournament
- Coverage of the WNBA playoffs
- College football sideline reporter

PERSONAL

- Born: May 3, 1961
- Bachelor's Degree: Arkansas, 1985 in Speech Education
- Family: Wife: Tiffany (Beasley); married in 2002, daughter Kennedy
- Tiffany - an Arkansas graduate, 2003
- Hometown: Tulsa, Oklahoma
- High school at Estes Park HS (Colo.), Fayetteville HS
- Multi-sport athlete

BY THE NUMBERS

- 43** Career Wins
- 20** SEC Career Wins
- 13** 2015-16 recruiting class rank
- 5** Newcomers for 2016-17
- 1** NCAA Tourney appearance
- 1** NCAA Tournament wins

DYKES VS. CONFERENCES

- Total: 43-39
- SEC: 16-26 (includes 1-2 in SEC Tournament)
- Nonconference: 27-13
- American: 3-1
- Atlantic Sun: 1-0
- Atlantic-10: 1-0
- Big East: 1-1
- Big 10: 2-2
- Big 12: 2-2
- Conference USA: 1-0
- Mid-Eastern Athletic: 1-0
- MVC: 1-2
- Pac-12: 0-1
- Patriot League: 1-0
- Southland: 8-0
- SWAC: 2-0
- Summit League: 2-3
- Sun Belt: 1-1



00

16-17 HIGHS

Points	34 vs. HBU, 12-28-16
FGM	12 vs. HBU, 12-28-16
FGA	17 vs. Tulsa, 11-30-16
3PM	3 vs. HBU, 12-28-16*
3PA	7 vs. South Dakota, 11-17-16
FTM	8 vs. Butler, 12-7-16
FTA	11 vs. South Dakota, 11-17-16
OREB	5 vs. HBU, 12-28-16*
DREB	7 at Missouri State, 12-11-16
REB	10 vs. HBU, 12-28-16
AST	5 vs. HBU, 12-28-16
BLK	3 vs. Vanderbilt, 1-19-17
STL	3 vs. HBU, 12-28-16*
MIN	38 at Ole Miss, 1-1-17

CAREER HIGHS

Points	34 vs. HBU, 12-28-16
FGM	12 vs. HBU, 12-28-16
FGA	25, #13/15 Ky, 2-26-15
3PM	5, #13/15 Ky, 2-26-15*
3PA	11, #13/15 Ky, 2-26-15
FTM	9, at Missouri, 1-5-14
FTA	10, Tulsa, 12-14-14*
OREB	5 vs. HBU, 12-28-16*
DREB	10, vs. Auburn, 2-2-14
REB	10, vs. Florida, 1-28-16 OT
REB	13, SHSU, 11-15-15
AST	5 vs. HBU, 12-28-16
BLK	5, Tulsa, 12-14-14*
STL	3 vs. HBU, 12-28-16*
MIN	39, at LSU, 1-21-16*

*Most Recent

MISCELLANEOUS

	2016-17	Career
10+ Pts	15	92
15+ Pts	8	66
20+ Pts	4	24
30+ Pts	1	2
10+ Rebs	2	15
15+ Rebs	-	-
2BL-2BL	2	16
5+ Ast	1	--
Led AR in Pts	10	50
Led AR in Reb	8	34
GP/GS	19/17	110/103

HONORS

- Senior CLASS Award candidate
- Preseason All-SEC First-Team, '16
- MVP Nugget Classic
- CollegeSportsMadness.com SEC Player of the Week (Dec. 5, 2016)
- All-SEC Second-Team, '14, '15
- **All-SEC First-Team, '16**
- All-SEC Freshman Team, 2014
- AP All-SEC Hon. Mention, 2014
- AP All-SEC Second-Team, 2015
- SEC First-Year Academic HR, 2014
- CSM.com POW, Jan. 18, 2016

NOTES

- Named to coaches **preseason All-SEC First-Team** in '16-17
- Single season personal best 15 consecutive games in double figure scoring as a senior
- Scored in double figures in the first quarter against Stetson, Tulsa and Northwestern State
- Nugget Classic MVP in Reno
- First double-double of the year with 34 and 10 verses HBU
- Followed with double-double at Ole Miss with 10 and 10
- Ranked as No. 15 WNBA draft prospect by CollegeSportsMadness.com
- **Senior CLASS Award** candidate (Jan. 5, 2017)
- Career-best 34 points against Houston Baptist are tied for second-most points by an SEC player this season and tied for the 11th-most points in Arkansas history.
- Scored 30 or more points for the second time in her career and the first time since scoring 31 points as a freshman against Ole Miss on Jan. 19, 2014.



JESSICA JACKSON

F | SR | 6-3 | JACKSONVILLE, ARK.

16-17 GAME BY GAME

Opponent	Date	gs	min	Total		3-Pointers		Free throws		Rebounds				pf	a	t/o	blk	stl	pts	avg	
				fg-fga	pct	3fg-fga	pct	ft-fa	pct	off	def	tot	avg								
SAM HOUSTON STATE	11/11/16	*	27	6-14	.429	3-4	.750	5-7	.714	3	5	8	8.0	3	4	0	1	0	20	20.0	
LA-MONROE	11/13/16	*	23	5-14	.357	3-5	.600	0-0	.000	2	4	6	7.0	2	0	2	0	2	13	16.5	
SOUTH DAKOTA	11/17/16	*	30	5-15	.333	2-7	.286	2-11	.182	3	4	7	7.0	0	2	4	0	1	14	15.7	
STETSON	11/21/16	*	35	7-16	.438	2-5	.400	3-4	.750	3	4	7	7.0	3	2	0	1	0	19	16.5	
vs Memphis	11/25/16	*	23	5-9	.556	0-2	.000	2-2	1.000	3	3	6	6.8	2	1	2	1	0	12	15.6	
vs NAVY	11/26/16	*	28	6-15	.400	1-4	.250	4-6	.667	2	0	2	6.0	2	2	4	0	0	17	15.8	
at Tulsa	11/30/16	*	36	9-17	.529	2-6	.333	2-2	1.000	3	6	9	6.4	2	0	2	1	0	22	16.7	
TEXAS TECH	12/03/16	*	31	3-16	.188	1-5	.200	7-10	.700	2	4	6	6.4	1	3	1	1	0	14	16.4	
BUTLER	12/07/16	*	30	5-11	.455	1-3	.333	8-10	.800	5	4	9	6.7	2	1	5	1	3	19	16.7	
at Missouri State	12/11/16	*	27	2-9	.222	1-5	.200	6-6	1.000	2	7	9	6.9	4	0	2	0	0	11	16.1	
NWST	12/18/16	*	33	9-15	.600	3-5	.600	2-2	1.000	3	3	6	6.8	3	1	2	0	0	23	16.7	
ORU	12/21/16	*	37	6-16	.375	1-2	.500	4-4	1.000	1	2	3	6.5	3	1	3	2	17	16.8		
HOUSTON BAPTIST	12/28/16	*	26	12-16	.750	3-6	.500	7-8	.875	5	5	10	6.8	2	5	1	2	3	34	18.1	
at Ole Miss	01/01/17	*	38	3-15	.200	2-8	.250	3-4	.750	2	8	10	7.0	1	4	2	0	1	11	17.6	
#4 MISSISSIPPI STATE	01/05/17	*	23	4-10	.400	2-5	.400	2-4	.500	1	2	3	6.7	4	0	5	2	1	12	17.2	
LSU	01/08/17	*	29	2-7	.286	0-3	.000	2-3	.667	3	3	6	6.7	2	0	4	0	0	6	16.5	
at Texas A&M	01/12/17	*	30	1-2	.500	0-1	.000	3-4	.750	1	1	2	6.4	2	2	4	0	3	5	15.8	
at Alabama	01/15/17	dnp	-	-	-	-	-	-	-	-	-	-	-	-	-	-	-	-	-	-	
VANDERBILT	01/19/17		29	3-11	.273	0-3	.000	0-2	.000	3	3	6	6.4	2	1	3	3	2	6	15.3	
MISSOURI	01/23/17		16	1-7	.143	0-4	.000	0-0	.000	0	3	3	6.2	3	0	1	0	1	2	14.6	
Totals			17	551	94-235	.400	27-83	.325	62-89	.697	47	71	118	6.2	43	29	47	16	19	277	14.6

Games played: 19
 Minutes/game: 29.0
 Points/game: 14.6
 FG Pct: 40.0
 3FG Pct: 32.5
 FT Pct: 69.7

Rebounds/game: 6.2
 Assists/game: 1.5
 Turnovers/game: 2.5
 Assist/turnover ratio: 0.6
 Steals/game: 1.0
 Blocks/game: 0.8

JACKSON'S CAREER STATISTICS

Season	gp-gs	min/avg	Total		3-Point		F-Throws		Rebounds				Scoring							
			fg-fga	pct	fg-fga	pct	ft-fa	pct	off	def	tot	avg	pf	fo	ast	to	blk	stl	pts	avg
2013-14	30-30	903/30.1	163-385	.423	48-125	.384	111-138	.804	45	136	181	6.0	70	0	40	51	45	24	485	16.2
2014-15	32-29	1032/32.2	161-431	.374	56-163	.344	99-126	.786	61	139	200	6.3	86	2	30	96	33	27	477	14.9
2015-16	29-27	920/31.7	170-418	.407	48-150	.320	89-121	.736	51	132	183	6.3	76	3	30	70	33	15	477	16.4
2016-17	19-17	551/29.0	94-235	.400	27-83	.325	62-89	.697	47	71	118	6.2	43	0	29	47	16	19	277	14.6
TOTAL	110-103	3406/31.0	588-1469	.400	179-521	.344	361-474	.762	204	478	682	6.2	275	5	129	264	127	85	1716	15.6

2

16-17 HIGHS

Points	20 at Texas A&M, 1-12-17
FGM	8 at Texas A&M, 1-12-17
FGA	15 at Texas A&M, 1-12-17
3PM	4 at Texas A&M, 1-12-17
3PA	7 at Texas A&M, 1-12-17
FTM	2 vs. LSU, 1-8-17*
FTA	2 vs. LSU, 1-8-17*
OREB	2 vs. Texas Tech, 12-3-16*
DREB	5 vs. HBU, 12-28-16*
REB	6 vs. Texas Tech, 12-3-16*
AST	5 vs. HBU, 12-28-16
BLK	2 vs. HBU, 12-28-16
STL	2 vs. Texas Tech, 12-3-16*
MIN	29 vs. HBU, 12-28-16

*Most Recent

CAREER HIGHS

Points	20 at Texas A&M, 1-12-17
FGM	8 at Texas A&M, 1-12-17
FGA	15 at Texas A&M, 1-12-17
3PM	4 at Texas A&M, 1-12-17
3PA	7 at Texas A&M, 1-12-17
FTM	2 vs. LSU, 1-8-17*
FTA	2 vs. LSU, 1-8-17*
OREB	2 vs. Texas Tech, 12-3-16*
DREB	5 vs. HBU, 12-28-16*
REB	6 vs. Texas Tech, 12-3-16*
AST	5 vs. HBU, 12-28-16
BLK	2 vs. HBU, 12-28-16
STL	2 vs. Texas Tech, 12-3-16*
MIN	29 vs. HBU, 12-28-16

*Most Recent

MISCELLANEOUS

	2016-17	Career
10+ Pts	3	3
15+ Pts	1	1
20+ Pts	1	1
10+ Rebs	-	-
15+ Rebs	-	-
Double-Double	-	-
5+ Ast	1	1
Led AR in Pts	1	1
Led AR in Reb	-	-
GP/GS	16/-	16/-

HONORS

• TBA

NOTES

- Second-ever McDonald's All-American to join team out of HS
- Missed start of season with illness
- Missed Missouri State with death in family
- First career game with double figure scoring with 10 points against Memphis
- A then career-best 11 points in 18 minutes versus Texas Tech in SEC/Big 12 Challenge
- Came off the bench with 20 points at Texas A&M



AALIYAH WILSON
F | FR | 5-10 | MUSKOGEE, OKLA.

16-17 GAME BY GAME

Opponent	Date	gs	min	Total		3-Pointers		Free throws		Rebounds				pf	a	t/o	blk	stl	pts	avg
				fg-fga	pct	3fg-fga	pct	ft-fa	pct	off	def	tot	avg							
SAM HOUSTON STATE	11/11/16	dnp	-	-	-	-	-	-	-	-	-	-	-	-	-	-	-	-	-	-
LA-MONROE	11/13/16	dnp	-	-	-	-	-	-	-	-	-	-	-	-	-	-	-	-	-	-
SOUTH DAKOTA	11/17/16	dnp	-	-	-	-	-	-	-	-	-	-	-	-	-	-	-	-	-	-
STETSON	11/21/16	7	1-4	.250	1-1	1.000	0-0	.000	1	2	3	3.0	0	2	0	0	0	3	3.0	
vs Memphis	11/25/16	20	4-9	.444	2-4	.500	0-0	.000	1	2	3	3.0	3	4	3	0	0	10	6.5	
vs NAVY	11/26/16	23	1-4	.250	1-3	.333	2-2	1.000	2	2	4	3.3	0	4	4	1	2	5	6.0	
at Tulsa	11/30/16	18	1-6	.167	0-4	.000	0-0	.000	1	5	6	4.0	3	0	2	0	0	2	5.0	
TEXAS TECH	12/03/16	18	4-12	.333	2-3	.667	1-2	.500	2	4	6	4.4	1	0	2	1	2	11	6.2	
BUTLER	12/07/16	6	0-2	.000	0-2	.000	0-0	.000	0	1	1	3.8	2	0	3	0	0	0	5.2	
at Missouri State	12/11/16	dnp	-	-	-	-	-	-	-	-	-	-	-	-	-	-	-	-	-	
NWST	12/18/16	17	0-4	.000	0-3	.000	0-0	.000	0	3	3	3.7	1	5	2	0	0	0	4.4	
ORU	12/21/16	14	0-3	.000	0-0	.000	0-0	.000	0	3	3	3.6	1	0	1	0	1	0	3.9	
HOUSTON BAPTIST	12/28/16	29	4-13	.308	0-4	.000	0-0	.000	0	5	5	3.8	2	5	3	2	1	8	4.3	
at Ole Miss	01/01/17	19	1-6	.167	1-3	.333	0-0	.000	0	2	2	3.6	3	2	3	0	0	3	4.2	
#4 MISSISSIPPI STATE	01/05/17	6	0-2	.000	0-1	.000	0-0	.000	0	0	0	3.3	3	0	1	0	0	0	3.8	
LSU	01/08/17	15	1-3	.333	0-2	.000	2-2	1.000	0	1	1	3.1	1	1	3	0	0	4	3.8	
at Texas A&M	01/12/17	26	8-15	.533	4-7	.571	0-0	.000	1	0	1	2.9	0	1	5	0	1	20	5.1	
at Alabama	01/15/17	10	1-3	.333	1-2	.500	0-0	.000	0	1	1	2.8	0	0	0	0	1	3	4.9	
VANDERBILT	01/19/17	10	0-3	.000	0-1	.000	0-0	.000	2	1	3	2.8	1	1	1	0	0	0	4.6	
MISSOURI	01/23/17	17	1-3	.333	1-2	.500	0-0	.000	0	3	3	2.8	1	1	1	2	0	3	4.5	
Totals		0	255	27-92	.293	13-42	.310	5-6	.833	10	35	45	2.8	22	26	34	6	8	72	4.5

Games played: 16
Minutes/game: 15.9
Points/game: 4.5
FG Pct: 29.3
3FG Pct: 31.0
FT Pct: 83.3

Rebounds/game: 2.8
Assists/game: 1.6
Turnovers/game: 2.1
Assist/turnover ratio: 0.8
Steals/game: 0.5
Blocks/game: 0.4

WILSON'S CAREER STATISTICS

Season	gp-gs	min/avg	Total		3-Point		F-Throws		Rebounds				Scoring							
			fg-fga	pct	fg-fga	pct	ft-fa	pct	off	def	tot	avg	pf	fo	ast	to	blk	stl	pts	avg
2016-17	16-0	255/15.9	27-92	.293	13-42	.310	5-6	.833	10	35	45	2.8	22	0	26	34	6	8	72	4.5
TOTAL	16-0	255/15.9	27-92	.293	13-42	.310	5-6	.833	10	35	45	2.8	22	0	26	34	6	8	72	4.5

3

NOTES

- Opened 2016-17 as a starter
- Twelve games with 25+ minutes played
- Posted a career-best with 18 points against Stetson
- Ten games with double digit scoring
- Four games with five or more assists
- Missed ORU, HBU & Ole Miss games with injury



MALICA MONK

G | SO | 5-5 | N. LITTLE ROCK, ARK.

16-17 HIGHS

Points	18 vs. Stetson, 11-21-16
FGM	6 at Texas A&M, 1-12-17*
FGA	16 at Missouri State, 12-11-16
3PM	2 at Texas A&M, 1-12-17
3PA	3 at Texas A&M, 1-12-17
FTM	8 vs. #4 Miss State, 1-5-17
FTA	9 vs. #4 Miss State, 1-5-17
OREB	3 vs. ULM, 11-13-16
DREB	4 vs. Tulsa, 11-30-16
REB	5 vs. ULM, 11-13-16
AST	7 vs. Memphis, 11-25-16
BLK	3 vs. LSU, 1-8-17
STL	4 vs. Memphis, 11-25-16
MIN	38 vs. #4 Miss State, 1-5-17

CAREER HIGHS

Points	18 vs. Stetson, 11-21-16
FGM	6 at Texas A&M, 1-12-17*
FGA	16 at Missouri State, 12-11-16
3PM	2 at Texas A&M, 1-12-17
3PA	3 at Texas A&M, 1-12-17
FTM	8 vs. #4 Miss State, 1-5-17
FTA	9 vs. #4 Miss State, 1-5-17
OREB	3 vs. ULM, 11-13-16
DREB	4 vs. Tulsa, 11-30-16
REB	5 vs. ULM, 11-13-16
AST	7 vs. Memphis, 11-25-16
BLK	3 vs. LSU, 1-8-17
STL	4 vs. Memphis, 11-25-16
MIN	38 vs. #4 Miss State, 1-5-17

*Most Recent

MISCELLANEOUS

	2016-17	Career
10+ Pts	10	13
15+ Pts	3	3
20+ Pts	-	-
10+ Rebs	-	-
15+ Rebs	-	-
Double-Double	-	-
5+ Ast	4	6
Led AR in Pts	2	2
Led AR in Reb	-	-
GP/GS	17/17	44/22

16-17 GAME BY GAME

Opponent	Date	gs	min	Total		3-Pointers		Free throws		Rebounds				pf	a	t/o	blk	stl	pts	avg	
				fg-fga	pct	3fg-fga	pct	ft-fa	pct	off	def	tot	avg								
SAM HOUSTON STATE	11/11/16	*	27	5-7	.714	0-0	.000	2-2	1.000	0	2	2	2.0	2	3	1	0	2	12	12.0	
LA-MONROE	11/13/16	*	25	2-3	.667	0-0	.000	5-6	.833	3	2	5	3.5	1	2	1	1	3	9	10.5	
SOUTH DAKOTA	11/17/16	*	34	5-10	.500	0-0	.000	2-2	1.000	1	1	2	3.0	3	4	2	0	4	12	11.0	
STETSON	11/21/16	*	36	6-10	.600	0-1	.000	6-6	1.000	0	3	3	3.0	2	5	4	0	1	18	12.8	
vs Memphis	11/25/16	*	21	5-7	.714	0-1	.000	3-4	.750	2	1	3	3.0	1	7	2	0	4	13	12.8	
vs NAVY	11/26/16	*	22	2-2	1.000	0-0	.000	0-0	.000	0	0	0	2.5	5	1	2	0	0	4	11.3	
at Tulsa	11/30/16	*	34	2-6	.333	0-0	.000	2-2	1.000	0	4	4	2.7	3	4	2	0	1	6	10.6	
TEXAS TECH	12/03/16	*	36	5-14	.357	1-2	.500	0-1	.000	1	2	3	2.8	0	4	0	0	3	11	10.6	
BUTLER	12/07/16	*	35	4-8	.500	0-0	.000	3-4	.750	0	2	2	2.7	4	5	1	0	1	11	10.7	
at Missouri State	12/11/16	*	37	6-16	.375	1-2	.500	1-4	.250	2	1	3	2.7	1	2	1	0	1	14	11.0	
NWST	12/18/16	*	10	1-2	.500	0-0	.000	0-0	.000	0	1	1	2.5	1	2	0	0	1	2	10.2	
at Ole Miss	01/01/17	dnp	-	-	-	-	-	-	-	-	-	-	-	-	-	-	-	-	-	-	
#4 MISSISSIPPI STATE	01/05/17	*	38	4-12	.333	1-2	.500	8-9	.889	0	2	2	2.5	4	0	1	2	3	17	10.8	
LSU	01/08/17	*	34	0-6	.000	0-2	.000	6-8	.750	1	1	2	2.5	4	5	4	3	2	6	10.4	
at Texas A&M	01/12/17	*	26	6-9	.667	2-3	.667	2-2	1.000	0	1	1	2.4	4	2	3	0	1	16	10.8	
at Alabama	01/15/17	*	35	5-10	.500	0-2	.000	1-1	1.000	0	2	2	2.3	5	4	1	0	1	11	10.8	
VANDERBILT	01/19/17	*	31	3-7	.429	0-1	.000	2-4	.500	1	3	4	2.4	3	3	2	0	0	8	10.6	
MISSOURI	01/23/17	*	26	1-6	.167	0-0	.000	0-0	.000	2	2	4	2.5	2	2	2	0	4	2	10.1	
Totals			17	507	62-135	.459	5-16	.313	43-55	.782	13	30	43	2.5	45	55	29	6	32	172	10.1

Games played: 17
 Minutes/game: 29.8
 Points/game: 10.1
 FG Pct: 45.9
 3FG Pct: 31.3
 FT Pct: 78.2

Rebounds/game: 2.5
 Assists/game: 3.2
 Turnovers/game: 1.7
 Assist/turnover ratio: 1.9
 Steals/game: 1.9
 Blocks/game: 0.4

HONORS

- Arkansas Academic Honor Roll (3.0-3.49 GPA) (Fall 2016)


MONK'S CAREER STATISTICS

Season	gp-gs	min/avg	Total		3-Point		F-Throws		Rebounds				Scoring							
			fg-fga	pct	fg-fga	pct	ft-fa	pct	off	def	tot	avg	pf	fo	ast	to	blk	stl	pts	avg
2015-16	27-5	461/17.1	48-136	.353	2-10	.200	12-19	.632	6	23	29	1.1	60	2	47	44	5	23	110	4.1
2016-17	17-17	507/29.8	62-135	.459	5-16	.313	43-55	.782	13	30	43	2.5	45	2	55	29	6	32	172	10.1
TOTAL	44-22	968/22.0	110-271	.406	7-26	.269	55-74	.743	19	53	72	1.6	105	4	102	73	11	55	282	6.4

4

NOTES

- Career-best 23 points on 6-for-8 shooting in win over Houston Baptist
- First start of the season verses HBU
- Fifteen games with 20+ minutes this year
- Career-best nine rebounds against Northwestern State
- Repeated with nine boards at Alabama
- Ten double figure scoring games
- Also throws javelin for the Razorback track and field team



KEIRYN SWENSON
F | SO | 6-1 | WICHITA, KAN.

16-17 HIGHS

Points	23 vs. HBU, 12-28-16
FGM	7 vs. Navy, 11-26-16
FGA	13 at Ole Miss, 1-1-17
3PM	4 at Ole Miss, 1-1-17
3PA	9 at Ole Miss, 1-1-17
FTM	8 vs. HBU, 12-28-16
FTA	9 vs. HBU, 12-28-16
OREB	5 at Alabama, 1-15-17*
DREB	6 vs. NSU, 12-18-15
REB	9 at Alabama, 1-15-17*
AST	2 vs. NSU, 12-18-15
BLK	2 vs. HBU, 12-28-16*
STL	1 at Alabama, 1-15-17*
MIN	37 at Ole Miss, 1-1-17

CAREER HIGHS

Points	23 vs. HBU, 12-28-16
FGM	7 vs. Navy, 11-26-16
FGA	13 at Ole Miss, 1-1-17
3PM	4 at Ole Miss, 1-1-17
3PA	9 at Ole Miss, 1-1-17
FTM	8 vs. HBU, 12-28-16
FTA	9 vs. HBU, 12-28-16
OREB	5 at Alabama, 1-15-17*
DREB	6 vs. NSU, 12-18-15*
REB	9 at Alabama, 1-15-17*
AST	2 vs. NSU, 12-18-15*
BLK	2 vs. HBU, 12-28-16*
STL	2, New Orleans, 12-30-15*
MIN	37 at Ole Miss, 1-1-17

*Most Recent

MISCELLANEOUS

	2016-17	Career
10+ Pts	10	10
15+ Pts	4	4
20+ Pts	1	1
10+ Rebs	-	-
15+ Rebs	-	-
Double-Double	-	-
5+ Ast	-	-
Led AR in Pts	1	1
Led AR in Reb	-	1
GP/GS	20/5	49/6

16-17 GAME BY GAME

Opponent	Date	gs	min	Total		3-Pointers		Free throws		Rebounds				pf	a	t/o	blk	stl	pts	avg	
				fg-fga	pct	3fg-fga	pct	ft-fa	pct	off	def	tot	avg								
SAM HOUSTON STATE	11/11/16		23	2-6	.333	1-3	.333	0-0	.000	0	5	5	5.0	3	1	2	0	1	5	5.0	
LA-MONROE	11/13/16		23	5-7	.714	2-3	.667	1-1	1.000	2	4	6	5.5	0	1	0	1	1	13	9.0	
SOUTH DAKOTA	11/17/16		18	1-3	.333	0-1	.000	1-2	.500	5	1	6	5.7	0	0	0	1	0	3	7.0	
STETSON	11/21/16		20	3-5	.600	2-2	1.000	1-2	.500	1	1	2	4.8	2	0	1	0	1	9	7.5	
vs Memphis	11/25/16		20	4-7	.571	1-2	.500	1-1	1.000	1	1	2	4.2	1	1	0	0	0	10	8.0	
vs NAVY	11/26/16		34	7-12	.583	2-3	.667	0-0	.000	1	2	3	4.0	1	0	0	1	1	16	9.3	
at Tulsa	11/30/16		12	0-2	.000	0-2	.000	0-0	.000	0	2	2	3.7	2	0	0	0	0	0	8.0	
TEXAS TECH	12/03/16		18	2-3	.667	1-1	1.000	3-4	.750	1	4	5	3.9	0	1	1	1	0	8	8.0	
BUTLER	12/07/16		23	6-7	.857	3-3	1.000	0-0	.000	0	3	3	3.8	0	0	1	2	1	15	8.8	
at Missouri State	12/11/16		21	2-3	.667	0-1	.000	1-1	1.000	4	1	5	3.9	2	0	2	2	0	5	8.4	
NWST	12/18/16		25	4-9	.444	1-3	.333	2-2	1.000	3	6	9	4.4	3	2	0	0	0	11	8.6	
ORU	12/21/16		23	0-2	.000	0-1	.000	0-0	.000	1	2	3	4.3	3	0	0	2	0	0	7.9	
HOUSTON BAPTIST	12/28/16	*	31	6-8	.750	3-3	1.000	8-9	.889	4	3	7	4.5	1	1	1	2	1	23	9.1	
at Ole Miss	01/01/17	*	37	6-13	.462	4-9	.444	3-3	1.000	1	3	4	4.4	1	0	1	1	1	19	9.8	
#4 MISSISSIPPI STATE	01/05/17	*	30	1-8	.125	0-3	.000	0-0	.000	3	4	7	4.6	1	1	2	1	1	2	9.3	
LSU	01/08/17		20	3-4	.750	2-3	.667	2-2	1.000	2	2	4	4.6	3	0	2	0	0	10	9.3	
at Texas A&M	01/12/17		25	3-5	.600	1-3	.333	3-4	.750	2	1	3	4.5	0	0	1	1	0	10	9.4	
at Alabama	01/15/17		21	4-9	.444	2-2	1.000	2-3	.667	5	4	9	4.7	2	0	4	0	1	12	9.5	
VANDERBILT	01/19/17	*	19	3-4	.750	1-2	.500	1-1	1.000	0	4	4	4.7	4	1	1	0	0	8	9.4	
MISSOURI	01/23/17	*	27	1-4	.250	0-2	.000	0-0	.000	1	2	3	4.6	0	0	1	0	0	2	9.1	
Totals			5	470	63-121	.521	26-52	.500	29-35	.829	37	55	92	4.6	29	9	20	15	9	181	9.1

Games played: 20
Minutes/game: 23.5
Points/game: 9.1
FG Pct: 52.1
3FG Pct: 50.0
FT Pct: 82.9

Rebounds/game: 4.6
Assists/game: 0.5
Turnovers/game: 1.0
Assist/turnover ratio: 0.5
Steals/game: 0.5
Blocks/game: 0.8

HONORS

- SEC First-Year Academic Honor Roll ('16)
- Arkansas Academic Champion (4.00 GPA) (Fall 2015, Spring 2016, Fall 2016)

SWENSON'S CAREER STATISTICS

Season	gp-gs	min/avg	Total		3-Point		F-Throws		Rebounds				Scoring							
			fg-fga	pct	fg-fga	pct	ft-fa	pct	off	def	tot	avg	pf	fo	ast	to	blk	stl	pts	avg
2015-16	29-1	373/12.9	27-84	.321	5-21	.238	19-27	.704	34	34	68	2.3	26	0	7	15	4	10	78	2.7
2016-17	20-5	470/23.5	63-121	.521	26-52	.500	29-35	.829	37	55	92	4.6	29	0	9	20	15	9	181	9.1
TOTAL	49-6	843/17.2	90-205	.439	31-73	.425	48-62	.774	71	89	160	3.3	55	0	16	35	19	19	259	5.3

10

NOTES

- Played in nine games this year
- Career-best nine points in 14 minutes against ULM



KIARA WILLIAMS
F/C | FR | 6-1 | LITTLE ROCK, ARK.

16-17 HIGHS

Points	9 vs. ULM, 11-13-16
FGM	4 vs. ULM, 11-13-16
FGA	6 vs. ULM, 11-13-16
3PM	0
3PA	0
FTM	2 vs. Missouri, 1-23-17
FTA	5 vs. Missouri, 1-23-17
OREB	2 vs. Missouri, 1-23-17*
DREB	4 at Alabama, 1-15-17*
AST	0
BLK	1 at Missouri State, 12-11-16
STL	1 at Alabama, 1-15-17*
MIN	15 vs. Vanderbilt, 1-19-17*

CAREER HIGHS

Points	9 vs. ULM, 11-13-16
FGM	4 vs. ULM, 11-13-16
FGA	6 vs. ULM, 11-13-16
3PM	0
3PA	0
FTM	2 vs. Missouri, 1-23-17
FTA	5 vs. Missouri, 1-23-17
OREB	2 vs. Missouri, 1-23-17*
DREB	4 at Alabama, 1-15-17*
AST	0
BLK	1 at Missouri State, 12-11-16
STL	1 at Alabama, 1-15-17*
MIN	vs. Vanderbilt, 1-19-17*

*Most Recent

MISCELLANEOUS

	2016-17	Career
10+ Pts	-	-
15+ Pts	-	-
20+ Pts	-	-
10+ Rebs	-	-
15+ Rebs	-	-
Double-Double	-	-
5+ Ast	-	-
Led AR in Pts	-	-
Led AR in Reb	-	-
GP/GS	11/-	11/-

HONORS

• TBA

16-17 GAME BY GAME

Opponent	Date	gs	min	Total		3-Pointers		Free throws		Rebounds				pf	a	t/o	blk	stl	pts	avg
				fg-fga	pct	3fg-fga	pct	ft-fa	pct	off	def	tot	avg							
SAM HOUSTON STATE	11/11/16	5	5	0-1	.000	0-0	.000	0-0	.000	0	1	1	1.0	0	0	1	0	1	0	0.0
LA-MONROE	11/13/16	14	14	4-6	.667	0-0	.000	1-4	.250	2	3	5	3.0	4	0	0	0	0	9	4.5
SOUTH DAKOTA	11/17/16	dnp	-	-	-	-	-	-	-	-	-	-	-	-	-	-	-	-	-	-
STETSON	11/21/16	0	0	0-0	.000	0-0	.000	0-0	.000	0	0	0	2.0	0	0	0	0	0	0	3.0
vs Memphis	11/25/16	8	3-4	.750	0-0	.000	0-0	.000	2	4	6	3.0	2	0	0	0	0	6	3.8	
vs NAVY	11/26/16	dnp	-	-	-	-	-	-	-	-	-	-	-	-	-	-	-	-	-	-
at Tulsa	11/30/16	8	1-2	.500	0-0	.000	1-2	.500	1	2	3	3.0	0	0	0	0	0	3	3.6	
TEXAS TECH	12/03/16	dnp	-	-	-	-	-	-	-	-	-	-	-	-	-	-	-	-	-	-
BUTLER	12/07/16	10	1-1	1.000	0-0	.000	0-0	.000	1	2	3	3.0	2	0	1	0	1	2	3.3	
at Missouri State	12/11/16	12	1-2	.500	0-0	.000	0-2	.000	1	2	3	3.0	1	0	0	1	0	2	3.1	
DREB	12/18/16	14	0-2	.000	0-0	.000	0-2	.000	0	1	1	2.8	4	1	3	1	0	0	2.8	
at Ole Miss	01/01/17	dnp	-	-	-	-	-	-	-	-	-	-	-	-	-	-	-	-	-	-
at Alabama	01/15/17	15	3-3	1.000	0-0	.000	1-1	1.000	2	4	6	3.1	3	0	4	0	1	7	3.2	
VANDERBILT	01/19/17	15	1-1	1.000	0-0	.000	0-2	.000	2	0	2	3.0	1	0	0	0	0	2	3.1	
MISSOURI	01/23/17	13	2-5	.400	0-0	.000	2-5	.400	2	1	3	3.0	3	0	0	0	0	6	3.4	
Totals		0	114	16-27	.593	0-0	.000	5-18	.278	13	20	33	3.0	20	1	9	2	3	37	3.4

Games played: 11
Minutes/game: 10.4
Points/game: 3.4
FG Pct: 59.3
FT Pct: 27.8

Rebounds/game: 3.0
Assists/game: 0.1
Turnovers/game: 0.8
Assist/turnover ratio: 0.1
Steals/game: 0.3
Blocks/game: 0.2

WILLIAMS' CAREER STATISTICS

Season	gp-gs	min/avg	Total		3-Point		F-Throws		Rebounds				Scoring							
			fg-fga	pct	fg-fga	pct	ft-fa	pct	off	def	tot	avg	pf	fo	ast	to	blk	stl	pts	avg
2016-17	11-0	114/10.4	16-27	.593	0-0	.000	5-18	.278	13	20	33	3.0	20	0	1	9	2	3	37	3.4
TOTAL	11-0	114/10.4	16-27	.593	0-0	.000	5-18	.278	13	20	33	3.0	20	0	1	9	2	3	37	3.4

14

16-17 HIGHS

Points	19 vs. ORU, 12-21-16
FGM	9 vs. ORU, 12-21-16
FGA	15 vs. ORU, 12-21-16
3PM	3 vs. Vanderbilt, 1-19-17
3PA	6 vs. Vanderbilt, 1-19-17
FTM	2 vs. Vanderbilt, 1-19-17*
FTA	2 vs. Vanderbilt, 1-19-17*
OREB	4 vs. Texas Tech, 12-3-16
DREB	6 at Alabama, 1-15-17*
REB	9 vs. Texas Tech, 12-3-16
AST	11 vs. HBU, 12-28-16
BLK	1 vs. Vanderbilt, 1-19-17*
STL	3 vs. NWSU, 12-18-16
MIN	40 vs. ORU, 12-21-16

* Most Recent

CAREER HIGHS

Points	19 vs. ORU, 12-21-16
FGM	9 vs. ORU, 12-21-16
FGA	15 vs. ORU, 12-21-16
3PM	3 vs. Vanderbilt, 1-19-17
3PA	6 vs. Vanderbilt, 1-19-17
FTM	2 vs. Vanderbilt, 1-19-17*
FTA	2 vs. Vanderbilt, 1-19-17*
OREB	4 vs. Texas Tech, 12-3-16
DREB	6 vs. ORU, 12-21-16
REB	9 vs. Texas Tech, 12-3-16
AST	11 vs. HBU, 12-28-16
BLK	1 vs. Vanderbilt, 1-19-17*
STL	3 vs. NWSU, 12-18-16
MIN	40 vs. ORU, 12-21-16

* Most Recent

MISCELLANEOUS

	2016-17	Career
10+ Pts	7	7
15+ Pts	3	3
20+ Pts	-	-
10+ Rebs	-	-
15+ Rebs	-	-
Double-Double	2	2
5+ Ast	5	5
Led AR in Pts	3	3
Led AR in Reb	-	-
GP/GS	20/20	20/20

HONORS

- SEC Freshman of the Week (Nov. 29, 2016)
- Member of the SEC WBB Leadership Council

NOTES

- Member of the SEC Women's Basketball Leadership Council
- Played and started all games as a true freshman
- **SEC Freshman of the Week** honors Nov. 29 recording 18 points, nine rebounds and seven assists in two games
- Posted career-best with 19 points on 9-for-15 shooting versus ORU
- Seven games with double figure scoring
- Career-best 11 assists versus HBU
- First career double-double with 10 points and 11 assists versus Houston Baptist
- Back-to-back double-doubles with 10 and 10 at Ole Miss in the conference opener



JAILYN MASON
PG | FR | 5-9 | MASON, OHIO

16-17 GAME BY GAME

Opponent	Date	gs	min	Total		3-Pointers		Free throws		Rebounds				pf	a	t/o	blk	stl	pts	avg	
				fg-fga	pct	3fg-fga	pct	ft-fa	pct	off	def	tot	avg								
SAM HOUSTON STATE	11/11/16	*	36	2-9	.222	1-2	.500	0-0	.000	0	4	4	4.0	1	5	2	0	3	5	5.0	
LA-MONROE	11/13/16	*	18	2-4	.500	0-1	.000	0-0	.000	0	0	0	2.0	4	2	1	0	0	4	4.5	
SOUTH DAKOTA	11/17/16	*	30	3-7	.429	2-3	.667	2-2	1.000	0	2	2	2.0	1	2	0	0	1	10	6.3	
STETSON	11/21/16	*	31	5-10	.500	1-1	1.000	0-1	.000	1	5	6	3.0	1	2	0	0	0	11	7.5	
vs Memphis	11/25/16	*	25	4-7	.571	1-1	1.000	0-0	.000	1	3	4	3.2	3	2	3	0	0	9	7.8	
vs NAVY	11/26/16	*	28	4-7	.571	1-2	.500	0-0	.000	0	5	5	3.5	4	5	1	0	0	9	8.0	
at Tulsa	11/30/16	*	26	4-8	.500	0-0	.000	0-0	.000	1	5	6	3.9	3	2	0	0	8	8.0		
TEXAS TECH	12/03/16	*	31	4-8	.500	0-0	.000	1-2	.500	4	5	9	4.5	1	3	1	0	0	9	8.1	
BUTLER	12/07/16	*	34	0-4	.000	0-0	.000	0-0	.000	2	4	6	4.7	0	5	3	0	1	0	7.2	
at Missouri State	12/11/16	*	22	0-6	.000	0-1	.000	0-0	.000	1	2	3	4.5	2	0	0	0	1	0	6.5	
NWST	12/18/16	*	36	3-7	.429	1-3	.333	0-0	.000	2	3	5	4.5	0	3	4	1	3	7	6.5	
ORU	12/21/16	*	40	9-15	.600	0-1	.000	1-2	.500	0	6	6	4.7	2	3	1	0	0	19	7.6	
HOUSTON BAPTIST	12/28/16	*	33	5-11	.455	0-1	.000	0-0	.000	0	4	4	4.6	1	11	0	1	4	10	7.8	
at Ole Miss	01/01/17	*	36	5-11	.455	0-0	.000	0-0	.000	0	5	5	4.6	4	10	1	1	0	10	7.9	
#4 MISSISSIPPI STATE	01/05/17	*	35	3-12	.250	0-0	.000	1-2	.500	0	3	3	4.5	5	2	2	2	1	7	7.9	
LSU	01/08/17	*	33	1-4	.250	0-2	.000	0-0	.000	0	3	3	4.4	2	2	2	0	1	2	7.5	
at Texas A&M	01/12/17	*	29	3-8	.375	0-1	.000	0-0	.000	0	4	4	4.4	2	2	1	0	2	6	7.4	
at Alabama	01/15/17	*	31	7-13	.538	1-2	.500	0-0	.000	0	6	6	4.5	3	4	3	0	1	15	7.8	
VANDERBILT	01/19/17	*	34	6-11	.545	3-6	.500	2-2	1.000	2	4	6	4.6	4	1	3	1	1	17	8.3	
MISSOURI	01/23/17	*	34	3-10	.300	0-2	.000	0-0	.000	1	1	2	4.5	4	0	1	1	0	6	8.2	
Totals			20	622	73-172	.424	11-29	.379	7-11	.636	15	74	89	4.5	47	66	31	7	19	164	8.2

Games played: 20
Minutes/game: 31.1
Points/game: 8.2
FG Pct: 42.4
3FG Pct: 37.9
FT Pct: 63.6

Rebounds/game: 4.5
Assists/game: 3.3
Turnovers/game: 1.6
Assist/turnover ratio: 2.1
Steals/game: 1.0
Blocks/game: 0.4

MASON'S CAREER STATISTICS

Season	gp-gs	min/avg	Total		3-Point		F-Throws		Rebounds				Scoring							
			fg-fga	pct	fg-fga	pct	ft-fa	pct	off	def	tot	avg	pf	fo	ast	to	blk	stl	pts	avg
2016-17	20-20	622/31.1	73-172	.424	11-29	.379	7-11	.636	15	74	89	4.5	47	1	66	31	7	19	164	8.2
TOTAL	20-20	622/31.1	73-172	.424	11-29	.379	7-11	.636	15	74	89	4.5	47	1	66	31	7	19	164	8.2

20

NOTES

- Played in five games this year
- Missed NSU, ORU games with injury
- Several career high marks against HBU including points, field goals and 3-point field goals made and rebounds



SYDNEY STOUT
F | FR | 6-0 | BIXBY, OKLA.

16-17 HIGHS

Points	8 vs. HBU, 12-28-16
FGM	3 vs. HBU, 12-28-16
FGA	5 vs. HBU, 12-28-16
3PM	2 vs. HBU, 12-28-16
3PA	4 vs. HBU, 12-28-16
FTM	2 at Texas A&M, 1-12-17
FTA	4 at Texas A&M, 1-12-17
OREB	1 at Texas A&M, 1-12-17
DREB	6 vs. HBU, 12-28-16
REB	6 vs. HBU, 12-28-16
AST	1 vs. Missouri, 1-23-17
BLK	1 vs. ULM, 11-13-16
STL	0
MIN	15 vs. HBU, 12-28-16

* Most Recent

CAREER HIGHS

Points	8 vs. HBU, 12-28-16
FGM	3 vs. HBU, 12-28-16
FGA	5 vs. HBU, 12-28-16
3PM	2 vs. HBU, 12-28-16
3PA	4 vs. HBU, 12-28-16
FTM	2 at Texas A&M, 1-12-17
FTA	4 at Texas A&M, 1-12-17
OREB	1 at Texas A&M, 1-12-17
DREB	6 vs. HBU, 12-28-16
REB	6 vs. HBU, 12-28-16
AST	1 vs. Missouri, 1-23-17
BLK	1 vs. ULM, 11-13-16
STL	0
MIN	15 vs. HBU, 12-28-16

* Most Recent

MISCELLANEOUS

	2016-17	Career
10+ Pts	-	-
15+ Pts	-	-
20+ Pts	-	-
10+ Rebs	-	-
15+ Rebs	-	-
Double-Double	-	-
5+ Ast	-	-
Led AR in Pts	-	-
Led AR in Reb	-	-
GP/GS	6/-	6/-

16-17 GAME BY GAME

Opponent	Date	gs	min	Total		3-Pointers		Free throws		Rebounds					pf	a	t/o	blk	stl	pts	avg
				fg-fga	pct	3fg-fga	pct	ft-fa	pct	off	def	tot	avg								
SAM HOUSTON STATE	11/11/16		3	0-0	.000	0-0	.000	0-0	.000	0	0	0	0.0	0	0	0	0	0	0	0	0.0
LA-MONROE	11/13/16		6	0-2	.000	0-2	.000	0-0	.000	0	0	0	0.0	1	0	0	1	0	0	0	0.0
SOUTH DAKOTA	11/17/16		dnp	-	-	-	-	-	-	-	-	-	-	-	-	-	-	-	-	-	-
STETSON	11/21/16		dnp	-	-	-	-	-	-	-	-	-	-	-	-	-	-	-	-	-	-
vs Memphis	11/25/16		4	1-1	1.000	1-1	1.000	0-0	.000	0	1	1	0.3	2	0	0	0	0	0	3	1.0
vs NAVY	11/26/16		dnp	-	-	-	-	-	-	-	-	-	-	-	-	-	-	-	-	-	-
at Tulsa	11/30/16		dnp	-	-	-	-	-	-	-	-	-	-	-	-	-	-	-	-	-	-
TEXAS TECH	12/03/16		dnp	-	-	-	-	-	-	-	-	-	-	-	-	-	-	-	-	-	-
BUTLER	12/07/16		dnp	-	-	-	-	-	-	-	-	-	-	-	-	-	-	-	-	-	-
at Missouri State	12/11/16		dnp	-	-	-	-	-	-	-	-	-	-	-	-	-	-	-	-	-	-
NWST	12/18/16		dnp	-	-	-	-	-	-	-	-	-	-	-	-	-	-	-	-	-	-
HOUSTON BAPTIST	12/28/16		15	3-5	.600	2-4	.500	0-0	.000	0	6	6	1.8	1	0	2	0	0	0	8	2.8
at Ole Miss	01/01/17		dnp	-	-	-	-	-	-	-	-	-	-	-	-	-	-	-	-	-	-
#4 MISSISSIPPI STATE	01/05/17		dnp	-	-	-	-	-	-	-	-	-	-	-	-	-	-	-	-	-	-
LSU	01/08/17		dnp	-	-	-	-	-	-	-	-	-	-	-	-	-	-	-	-	-	-
at Texas A&M	01/12/17		9	0-2	.000	0-1	.000	2-4	.500	1	0	1	1.6	3	0	0	0	0	0	2	2.6
at Alabama	01/15/17		dnp	-	-	-	-	-	-	-	-	-	-	-	-	-	-	-	-	-	-
VANDERBILT	01/19/17		dnp	-	-	-	-	-	-	-	-	-	-	-	-	-	-	-	-	-	-
MISSOURI	01/23/17		5	1-1	1.000	1-1	1.000	0-0	.000	0	0	0	1.3	1	1	0	0	0	3	2.7	
Totals			0	42	5-11	.455	4-9	.444	2-4	.500	1	7	8	1.3	8	1	2	1	0	16	2.7

Games played: 6
Minutes/game: 7.0
Points/game: 2.7
FG Pct: 45.5
3FG Pct: 44.4
FT Pct: 50.0

Rebounds/game: 1.3
Assists/game: 0.2
Turnovers/game: 0.3
Assist/turnover ratio: 0.5
Blocks/game: 0.2

HONORS

- Arkansas Academic Honor Roll (3.0-3.49 GPA) (Fall 2016)

STOUT'S CAREER STATISTICS

Season	gp-gs	min/avg	Total		3-Point		F-Throws		Rebounds					Scoring						
			fg-fga	pct	fg-fga	pct	ft-fa	pct	off	def	tot	avg	pf	fo	ast	to	blk	stl	pts	avg
2016-17	6-0	42/7.0	5-11	.455	4-9	.444	2-4	.500	1	7	8	1.3	8	0	1	2	1	0	16	2.7
TOTAL	6-0	42/7.0	5-11	.455	4-9	.444	2-4	.500	1	7	8	1.3	8	0	1	2	1	0	16	2.7

21

16-17 HIGHS

Points	18 at Missouri State, 12-11-16
FGM	6 vs. LSU, 1-8-17
FGA	17 at Missouri State, 12-11-16
3PM	3 vs. LSU, 1-8-17*
3PA	8 vs. LSU, 1-8-17
FTM	5 at Missouri State, 12-11-16
FTA	7 at Missouri State, 12-11-16
OREB	2 at Alabama, 1-15-17
DREB	7 vs. LSU, 1-8-17
REB	7 vs. LSU, 1-8-17
AST	6 vs. ORU, 12-21-16
BLK	1 vs. LSU, 1-8-17*
STL	4 vs. Vanderbilt, 1-19-17*
MIN	37 vs. ORU, 12-21-16

CAREER HIGHS

Points	18 at Missouri State, 12-11-16
FGM	7, MVSU, 12-28-15
FGA	17 at Missouri State, 12-11-16*
	19, at Auburn, 1-24-16 OT
3PM	3 vs. LSU, 1-8-17*
3PA	9, at Butler, 12-13-15
	9, at Auburn, 1-24-16 OT*
FTM	7, New Orleans, 12-30-15
FTA	8, New Orleans, 12-30-15
OREB	2 at Alabama, 1-15-17*
DREB	7 vs. LSU, 1-8-17
	8, at Auburn, 1-24-16 OT
REB	7 vs. LSU, 1-8-17
	9, at Auburn, 1-24-16 OT
AST	6 vs. ORU, 12-21-16
BLK	3, MVSU, 12-28-15
STL	4 vs. Vanderbilt, 1-19-17*
MIN	37, at Butler, 12-13-15
	42, at Auburn, 1-24-16 OT

*Most Recent

MISCELLANEOUS

	2016-17	Career
10+ Pts	6	21
15+ Pts	2	7
20+ Pts	-	1
10+ Rebs	-	-
15+ Rebs	-	-
Double-Double	-	-
5+ Ast	2	3
Led AR in Pts	2	4
Led AR in Reb	-	-
GP/GS	19/9	49/34

HONORS

- SEC First-Year Academic Honor Roll ('16)
- Arkansas Academic Honor Roll (3.0-3.49 GPA) (Fall 2015, Spring 2016, Fall 2016)

NOTES

- Missed first game with a family emergency
- Scored career-best 18 points in road game at Missouri State
- Three of four games before the holiday break with double figures
- Fourth double figure scoring game with 15 points against LSU (1-8-17)
- Six games with double digit points this season
- Tied her career-best with four steals against Vanderbilt



DEVIN COSPER
G | SR | 5-10 | COFFEYVILLE, KAN.

16-17 GAME BY GAME

Opponent	Date	gs	min	Total		3-Pointers		Free throws		Rebounds				pf	a	t/o	blk	stl	pts	avg
				fg-fga	pct	3fg-fga	pct	ft-fa	pct	off	def	tot	avg							
SAM HOUSTON STATE	11/11/16		dnp	-	-	-	-	-	-	-	-	-	-	-	-	-	-	-	-	-
LA-MONROE	11/13/16	18	2-5	.400	0-2	.000	2-2	1.000	0	1	1	1.0	0	5	0	1	4	6	6.0	
SOUTH DAKOTA	11/17/16	6	0-1	.000	0-0	.000	0-0	.000	0	2	2	1.5	0	0	0	0	0	0	3.0	
STETSON	11/21/16	9	0-2	.000	0-2	.000	0-0	.000	0	0	0	1.0	0	1	0	0	0	0	2.0	
vs Memphis	11/25/16	17	4-7	.571	0-3	.000	0-0	.000	0	2	2	1.3	4	2	1	0	0	8	3.5	
vs NAVY	11/26/16	15	1-4	.250	0-2	.000	0-0	.000	0	2	2	1.4	0	3	0	0	2	2	3.2	
at Tulsa	11/30/16	9	0-3	.000	0-1	.000	1-2	.500	1	1	2	1.5	1	0	1	0	0	1	2.8	
TEXAS TECH	12/03/16	11	1-4	.250	0-1	.000	0-0	.000	0	5	5	2.0	0	4	0	0	0	2	2.7	
BUTLER	12/07/16	21	5-9	.556	1-1	1.000	2-4	.500	0	2	2	2.0	0	0	3	0	2	13	4.0	
at Missouri State	12/11/16	30	5-17	.294	3-7	.429	5-7	.714	0	4	4	2.2	2	1	1	0	3	18	5.6	
NWST	12/18/16	21	4-6	.667	1-2	.500	0-0	.000	0	2	2	2.2	0	3	2	1	1	9	5.9	
ORU	12/21/16	* 37	5-14	.357	0-3	.000	0-0	.000	0	3	3	2.3	0	6	2	1	2	10	6.3	
HOUSTON BAPTIST	12/28/16	* 28	2-9	.222	1-1	1.000	0-0	.000	0	3	3	2.3	1	3	2	1	1	5	6.2	
at Ole Miss	01/01/17	* 33	4-9	.444	0-2	.000	1-1	1.000	0	3	3	2.4	3	2	1	0	2	9	6.4	
#4 MISSISSIPPI STATE	01/05/17	* 18	2-3	.667	0-0	.000	2-3	.667	1	0	1	2.3	0	2	2	0	0	6	6.4	
LSU	01/08/17	* 27	6-12	.500	3-8	.375	0-0	.000	0	7	7	2.6	2	2	6	1	1	15	6.9	
at Texas A&M	01/12/17	* 15	1-6	.167	0-2	.000	0-0	.000	0	2	2	2.6	4	1	0	0	1	2	6.6	
at Alabama	01/15/17	* 33	5-14	.357	0-4	.000	0-0	.000	2	2	4	2.6	4	0	3	0	1	10	6.8	
VANDERBILT	01/19/17	* 33	3-11	.273	1-4	.250	4-4	1.000	1	3	4	2.7	3	3	3	0	4	11	7.1	
MISSOURI	01/23/17	* 27	3-9	.333	1-2	.500	0-0	.000	0	0	0	2.6	1	1	3	0	1	7	7.1	
Totals		9	408	53-145	.366	11-47	.234	17-23	.739	5	44	49	2.6	25	39	30	5	25	134	7.1

Games played: 19
Minutes/game: 21.5
Points/game: 7.1
FG Pct: 36.6
3FG Pct: 23.4
FT Pct: 73.9

Rebounds/game: 2.6
Assists/game: 2.1
Turnovers/game: 1.6
Assist/turnover ratio: 1.3
Steals/game: 1.3
Blocks/game: 0.3

COSPER'S CAREER STATISTICS

Season	gp-gs	min/avg	Total		3-Point		F-Throws		Rebounds				pf	fo	ast	to	blk	stl	Scoring	
			fg-fga	pct	fg-fga	pct	ft-fa	pct	off	def	tot	avg							pts	avg
2015-16	30-25	792/26.4	97-293	.331	25-104	.240	50-72	.694	16	83	99	3.3	57	0	42	74	5	34	269	9.0
2016-17	19-9	408/21.5	53-145	.366	11-47	.234	17-23	.739	5	44	49	2.6	25	0	39	30	5	25	134	7.1
TOTAL	49-34	1200/24.5	150-438	.342	36-151	.238	67-95	.705	21	127	148	3.0	82	0	81	104	10	59	403	8.2

22

NOTES

- Improved her career-best with 11 points on 4-for-6 shooting at Tulsa
- Started 14 games this year
- Averaging 22+ minutes as a sophomore
- Tied her career-best with seven rebounds vs. No. 4 Mississippi State - seven rebounds three times as a sophomore



BAILEY ZIMMERMAN
G/F | SO | 6-0 | ST. VINCENT, ARK.

16-17 HIGHS

Points	11 vs. Tulsa, 11-30-16
FGM	4 vs. Tulsa, 11-30-16
FGA	7 at Missouri State, 12-11-16*
3PM	2 vs. Tulsa, 11-30-16*
3PA	5 vs. SHSU, 11-11-16
FTM	4 at Missouri State, 12-11-16
FTA	4 at Missouri State, 12-11-16*
OREB	2 vs. #4 Miss State, 1-5-17*
DREB	6 at Alabama, 1-15-17
REB	7 at Alabama, 1-15-17*
AST	3 vs. Butler, 12-7-16*
BLK	1 vs. LSU, 1-8-17*
STL	2 vs. NSU, 12-18-15*
MIN	32 vs. SHSU, 11-11-16

* Most Recent

CAREER HIGHS

Points	11 vs. Tulsa, 11-30-16
FGM	4 vs. Tulsa, 11-30-16
FGA	9 at Butler, 12-13-15
3PM	2 vs. Tulsa, 11-30-16*
3PA	7, at Butler, 12-13-15
FTM	2 vs. South Dakota, 11-17-16*
FTA	4 vs. Butler, 12-7-16
OREB	3 at Butler, 12-13-15*
DREB	6 at Alabama, 1-15-17
REB	7 at Alabama, 1-15-17*
AST	3 vs. Navy, 11-26-16*
BLK	1 vs. LSU, 1-8-17*
STL	2 vs. NSU, 12-18-15*
MIN	32 vs. SHSU, 11-11-16

*Most Recent

MISCELLANEOUS

	2016-17	Career
10+ Pts	-	-
15+ Pts	-	-
20+ Pts	-	-
10+ Rebs	-	-
15+ Rebs	-	-
Double-Double	-	-
5+ Ast	-	-
Led AR in Pts	-	-
Led AR in Reb	-	-
GP/GS	20/17	40/18

16-17 GAME BY GAME

Opponent	Date	gs	min	Total		3-Pointers		Free throws		Rebounds				pf	a	t/o	blk	stl	pts	avg	
				fg-fga	pct	3fg-fga	pct	ft-fa	pct	off	def	tot	avg								
SAM HOUSTON STATE	11/11/16	*	32	3-6	.500	2-5	.400	1-2	.500	2	3	5	5.0	1	3	1	0	1	9	9.0	
LA-MONROE	11/13/16	*	18	1-7	.143	0-3	.000	1-2	.500	2	5	7	6.0	0	2	0	0	1	3	6.0	
SOUTH DAKOTA	11/17/16	*	15	2-4	.500	2-3	.667	1-2	.500	2	2	4	5.3	3	1	0	0	0	7	6.3	
STETSON	11/21/16	*	24	2-4	.500	1-3	.333	0-0	.000	0	4	4	5.0	1	1	2	0	0	5	6.0	
vs Memphis	11/25/16	*	22	1-4	.250	1-4	.250	0-0	.000	0	3	3	4.6	2	2	2	0	2	3	5.4	
vs NAVY	11/26/16	*	13	0-1	.000	0-1	.000	0-0	.000	1	6	7	5.0	2	3	1	0	1	0	4.5	
at Tulsa	11/30/16	*	30	4-6	.667	2-3	.667	1-1	1.000	1	3	4	4.9	1	0	2	0	1	11	5.4	
TEXAS TECH	12/03/16	*	24	2-6	.333	1-3	.333	0-0	.000	1	3	4	4.8	2	0	1	1	0	5	5.4	
BUTLER	12/07/16	*	25	1-4	.250	1-3	.333	1-4	.250	1	2	3	4.6	3	3	1	0	1	4	5.2	
at Missouri State	12/11/16	*	31	2-7	.286	0-2	.000	4-4	1.000	3	1	4	4.5	0	2	1	0	2	8	5.5	
NWST	12/18/16	*	26	3-5	.600	0-2	.000	0-2	.000	1	2	3	4.4	1	1	2	0	2	6	5.5	
ORU	12/21/16	*	29	1-4	.250	0-1	.000	1-4	.250	1	5	6	4.5	0	0	1	1	0	3	5.3	
HOUSTON BAPTIST	12/28/16	*	20	1-4	.250	1-4	.250	0-0	.000	0	4	4	4.5	2	1	1	1	2	3	5.2	
at Ole Miss	01/01/17	*	22	0-1	.000	0-1	.000	0-0	.000	0	2	2	4.3	1	1	4	0	1	0	4.8	
#4 MISSISSIPPI STATE	01/05/17		25	2-6	.333	0-2	.000	1-3	.333	2	5	7	4.5	3	0	3	1	1	5	4.8	
LSU	01/08/17		11	1-3	.333	0-1	.000	0-3	.000	1	2	3	4.4	3	0	2	1	0	2	4.6	
at Texas A&M	01/12/17		20	0-6	.000	0-2	.000	0-0	.000	2	0	2	4.2	2	0	0	0	0	0	4.4	
at Alabama	01/15/17	*	25	0-4	.000	0-3	.000	0-0	.000	1	6	7	4.4	3	2	2	0	1	0	4.1	
VANDERBILT	01/19/17		12	2-6	.333	0-3	.000	0-0	.000	1	1	2	4.3	0	0	2	0	0	4	4.1	
MISSOURI	01/23/17		13	1-2	.500	1-2	.500	2-2	1.000	1	3	4	4.3	2	1	2	1	2	5	4.2	
Totals			15	437	29-90	.322	12-51	.235	13-29	.448	23	62	85	4.3	32	23	30	6	18	83	4.2

Games played: 20
Minutes/game: 21.9
Points/game: 4.2
FG Pct: 32.2
3FG Pct: 23.5
FT Pct: 44.8

Rebounds/game: 4.3
Assists/game: 1.2
Turnovers/game: 1.5
Assist/turnover ratio: 0.8
Steals/game: 0.9
Blocks/game: 0.3

HONORS

- Arkansas Athletic Director's List (3.5-3.99 GPA) (Fall 2015, fall 2016)


ZIMMERMAN'S CAREER STATISTICS

Season	gp-gs	min/avg	Total		3-Point		F-Throws		Rebounds				Scoring							
			fg-fga	pct	fg-fga	pct	ft-fa	pct	off	def	tot	avg	pf	fo	ast	to	blk	stl	pts	avg
2015-16	20-1	174/8.7	6-48	.125	4-33	.121	7-12	.583	12	9	21	1.1	9	0	4	15	2	4	23	1.2
2016-17	20-15	437/21.9	29-90	.322	12-51	.235	13-29	.448	23	62	85	4.3	32	0	23	30	6	18	83	4.2
TOTAL	40-16	611/15.3	35-138	.254	16-84	.190	20-41	.488	35	71	106	2.7	41	0	27	45	8	22	106	2.7

35

NOTES

- Eight games with double digit points
- First double-double of the season with 10 points and 11 rebounds against Memphis
- Selected to the Nugget Classic All-Tournament Team
- Two games with four blocks (SHSU, Tulsa)
- Career-best four assists against Butler



ALECIA COOLEY

C | SR | 6-4 | EVANSTON, ILL.

16-17 HIGHS

Points	13 vs. ULM, 11-13-16
FGM	5 vs. HBU, 12-28-16*
FGA	8 vs. South Dakota, 11-17-16*
3PM	0
3PA	0
FTM	7 vs. ULM, 11-13-16
FTA	12 vs. ULM, 11-13-16
OREB	5 vs. HBU, 12-28-16
DREB	8 vs. Memphis, 11-25-16
REB	10 vs. Memphis, 11-25-16
AST	4 vs. Butler, 12-7-16
BLK	4 vs. Tulsa, 11-30-16*
STL	1 vs. LSU, 1-8-17*
MIN	31 vs. LSU, 1-8-17*

*Most Recent

CAREER HIGHS

Points	19, ORU, 12-10-15
FGM	8, ORU, 12-10-15
FGA	10, ORU, 12-10-15
	10, vs. Florida, 1-28-16 OT
FTM	7 vs. ULM, 11-13-16
FTA	12 vs. ULM, 11-13-16
OREB	7, #24 Missouri, 1-17-16
DREB	8 vs. Memphis, 11-25-16
REB	10 vs. Memphis, 11-25-16*
	10, vs. Florida, 1-28-16 OT
AST	4 vs. Butler, 12-7-16
BLK	4 at Tulsa, 11-30-16*
STL	1 vs. LSU, 1-8-17*
	2, at Auburn, 1-24-16 OT
MIN	33, ORU, 12-10-15
	39, at Auburn, 1-24-16 OT

*Most Recent

MISCELLANEOUS

	2016-17	Career
10+ Pts	9	16
15+ Pts	-	3
20+ Pts	-	-
10+ Rebs	1	5
15+ Rebs	-	-
Double-Double	1	4
5+ Ast	-	-
Led AR in Pts	2	5
Led AR in Reb	4	9
GP/GS	20/17	50/45

HONORS

- Arkansas Academic Honor Roll (3.0-3.49 GPA) (Spring 2016)
- Nugget Classic All-Tournament Team

16-17 GAME BY GAME

Opponent	Date	gs	min	Total		3-Pointers		Free throws		Rebounds				pf	a	t/o	blk	stl	pts	avg	
				fg-fga	pct	3fg-fga	pct	ft-fa	pct	off	def	tot	avg								
SAM HOUSTON STATE	11/11/16	*	26	4-8	.500	0-0	.000	4-6	.667	2	3	5	5.0	0	0	2	4	1	12	12.0	
LA-MONROE	11/13/16	*	18	3-5	.600	0-0	.000	7-12	.583	1	5	6	5.5	1	2	1	1	0	13	12.5	
SOUTH DAKOTA	11/17/16	*	31	5-8	.625	0-0	.000	2-2	1.000	1	2	3	4.7	3	1	2	1	0	12	12.3	
STETSON	11/21/16	*	24	1-3	.333	0-0	.000	5-6	.833	3	6	9	5.8	3	3	4	0	1	7	11.0	
vs Memphis	11/25/16	*	26	4-6	.667	0-0	.000	2-2	1.000	3	8	11	6.8	1	2	2	0	0	10	10.8	
vs NAVY	11/26/16	*	18	2-4	.500	0-0	.000	0-0	.000	3	4	7	6.8	0	1	4	0	1	4	9.7	
at Tulsa	11/30/16	*	24	1-6	.167	0-0	.000	2-2	1.000	1	5	6	6.7	0	0	0	4	0	4	8.9	
TEXAS TECH	12/03/16	*	31	3-11	.273	0-0	.000	0-0	.000	3	4	7	6.8	2	0	3	1	1	6	8.5	
BUTLER	12/07/16	*	16	2-3	.667	0-0	.000	0-0	.000	1	3	4	6.4	1	4	1	1	0	4	8.0	
at Missouri State	12/11/16	*	20	2-5	.400	0-0	.000	0-0	.000	4	1	5	6.3	3	1	2	1	0	4	7.6	
NWST	12/18/16	*	18	1-2	.500	0-0	.000	5-6	.833	1	2	3	6.0	1	0	2	2	0	7	7.5	
ORU	12/21/16	*	20	3-6	.500	0-0	.000	5-5	1.000	2	2	4	5.8	0	0	1	0	1	11	7.8	
HOUSTON BAPTIST	12/28/16		18	5-7	.714	0-0	.000	0-3	.000	5	3	8	6.0	1	1	1	1	0	10	8.0	
at Ole Miss	01/01/17		15	4-6	.667	0-0	.000	4-6	.667	0	1	1	5.6	2	0	1	1	1	12	8.3	
#4 MISSISSIPPI STATE	01/05/17		25	0-1	.000	0-0	.000	2-2	1.000	2	2	4	5.5	0	1	1	1	0	2	7.9	
LSU	01/08/17	*	31	3-7	.429	0-0	.000	1-2	.500	4	3	7	5.6	2	0	3	2	1	7	7.8	
at Texas A&M	01/12/17	*	20	2-5	.400	0-0	.000	0-0	.000	3	0	3	5.5	1	0	0	0	1	4	7.6	
at Alabama	01/15/17	*	30	2-4	.500	0-0	.000	6-8	.750	2	3	5	5.4	3	0	1	2	0	10	7.7	
VANDERBILT	01/19/17	*	17	1-2	.500	0-0	.000	1-2	.500	0	3	3	5.3	1	0	0	1	0	3	7.5	
MISSOURI	01/23/17	*	22	3-5	.600	0-0	.000	4-6	.667	3	5	8	5.5	0	1	4	0	0	10	7.6	
Totals			17	450	51-104	.490	0-0	.000	50-70	.714	44	65	109	5.5	25	17	35	23	8	152	7.6

Games played: 20
 Minutes/game: 22.5
 Points/game: 7.6
 FG Pct: 49.0
 FT Pct: 71.4

Rebounds/game: 5.5
 Assists/game: 0.9
 Turnovers/game: 1.8
 Assist/turnover ratio: 0.5
 Steals/game: 0.4
 Blocks/game: 1.2

COOLEY'S CAREER STATISTICS

Season	gp-gs	min/avg	Total		3-Point		F-Throws		Rebounds				Scoring							
			fg-fga	pct	fg-fga	pct	ft-fa	pct	off	def	tot	avg	pf	fo	ast	to	blk	stl	pts	avg
2015-16	30-28	699/23.3	74-148	.500	0-0	.000	48-63	.762	50	95	145	4.8	49	2	16	34	11	11	196	6.5
2016-17	20-17	450/22.5	51-104	.490	0-0	.000	50-70	.714	44	65	109	5.5	25	0	17	35	23	8	152	7.6
TOTAL	50-45	1149/23.0	125-252	.496	0-0	.000	98-133	.737	94	160	254	5.1	74	2	33	69	34	19	348	7.0

THE LAST TIME ...

// UA scored 110+
110, vs. Providence (11/16/98)
// Scored 100 points at home
101, Houston Baptist, 12-28-16
// Scored 100 points on the road
108, Baylor (3-6-91; SWC Tourna., Dallas, Texas)
// Scored 90 points on the road
91, (91-80 Win in 30T, 2-10-13, at Alabama)
// Scored 70-79 points on the road
72, vs. Binghamton (at New Mexico) (11-30-13)
// Allowed 100 points
100, #3 Connecticut (11-14-1998)
// Allowed 80+ points
90, at Texas A&M, 1-12-17
// Allowed 70-79 points
74, at Ole Miss, 1-1-2017
// Allowed 69-60 points
60, Missouri, 1-23-17
// Held opponent to 59-50 points
56, Vanderbilt, 1-19-17
// Held opponent to 40-49 points
40, Houston Baptist, 12-28-16
// Held opponent to 39-30
36, Northwestern State, 12-18-16
// Held opponent under 45 points three cons. games
45, SHSU (11-8-13, W 81-45);
33 ORU (11-13-13, W 91-33);
45, Furman (11-16-13, W, 74-45)
//Held an SEC opponent under 50 points in 3 cons. games
47, Auburn (1-29-15, W, 52-47); 42, Alabama
(2-1-15, W, 53-42); #24/21 Georgia (2-9-15, W, 54-48)
// Held opponent to 29 points or less
23, Binghamton, 11-30-13
// Scored 90-99 points
91 vs. Memphis, 11-25-16
// Scored 80-89 points
86, Mississippi Valley State (12-28-15)
// Scored 70-79 points
70 vs. Navy, 11-26-16
// Scored 60-69 points
68 at Alabama, 1-15-17
// Was held to 50-59
59, Vanderbilt, 1-19-17
// Was held to 49-40
46, Missouri, 1-23-17
// Was held to 39-20
32, at No. 2 South Carolina (1-3-16)
// Was held to 20 or less
N/A
// Held an opponent under 15 points in a half
13, Northwestern State, 12-18-16
// Won an overtime game
91-80 Win in 30T, 2-10-13, at Alabama
// Lost an overtime game
Florida (71-66), 1-28-16
// Won a double overtime game
73-72, vs. Florida (1-29-12)
// Lost a double overtime game
N/A
// Won a triple overtime game
91-80 Win in 30T, 2-10-13, at Alabama
// Played consecutive overtime games
1-24-16 at Auburn (lost); 1-28-16 vs Florida (lost)
// Won a regular season tournament
Nugget Classic (Reno, Nev., Nov. 25-26, 2016)
// Made 30-39 field goals
38, Houston Baptist, 12-28-16
// Made 20-29 field goals
22, Vanderbilt, 1-19-17
// Made 10-19 field goals
17, Missouri, 1-23-17
// Held opponent under 15 field goals
14, Houston Baptist, 12-28-16

// Made 10 three-point field goals
10, Houston Baptist, 12-28-16
// Did not make a three point basket (began in 1986)
0-10, at Mississippi State (L 44-47), 2-3-13
// Made 30 free throws
38 at Florida (38-54); (2-22-04)
// Made 15+ Free Throws
15, Houston Baptist, 12-28-16
// Shot 40-49 or better from the field
45.0 (27-60) at Alabama, 1-15-17
// Shot 50-59 or better from the field
52.1 (38-73), Houston Baptist, 12-28-16
// Shot 60 percent or better from the field
.600 (36-60) vs. Ole Miss (W, 93-52; 3-3-13)
// Held to less than 40 percent from the field
32.7 (17-52), Missouri, 1-23-17
// Held to less than 30 percent from the field
29.6 (16-54), #4 Mississippi State, 1-5-17
// Held to less than 20 percent from the field
.182 (10-55) vs. No. 6/7 Tennessee (1-8-12; L, 38-69)
// Allowed opponent to shoot over 50% from the field
66.0 (35-53), at Texas A&M, 1-12-17
// Held opponent to less than 40% from the field
39.0 (23-59), Missouri, 1-23-17
// Held opponent to less than 30% from the field
29.2 (7-24) at Alabama, 1-15-17
// Held opponent to less than 20% from the field in a single half:
.136 (3-22), First Half, Binghamton, 11-30-13
.200 (5-25), First Half, MVSU, 12-28-13
.200 (5-25), First Half, Grambling State, 12-29-14
// Held opponent under 15% from three-point distance
.143 (2-14) at Tulsa, 11-30-16
// Had 70+ rebounds
74, Mississippi Valley State (11-24-89)
// Had 60-69 rebounds
65, Grambling State, 12-29-14
// Had 50-59 rebounds
51, Houston Baptist, 12-28-16
// Had five or more blocked shots in a game
5, Vanderbilt, 1-19-17
// Had 20 or more assists in a game
27, Houston Baptist, 12-28-16
// Had 20 or more steals in a game
20, ORU (11-13-13)
// Had 15 or more steals in a game
18, Oregon, (11-25-12, W 79-67)
// Had 10 or more steals in a game
12, Houston Baptist, 12-28-16
// Had 20 or more turnovers in a game
21 vs. Navy, 11-26-16
// Forced 20 or more turnovers in a game
21 vs. Butler, 12-7-16
// Forced 25 or more Turnovers in a game
20, at Auburn (1-24-16)
// Defeated a ranked team
77-76, #17/16 Iowa (Las Vegas), 12-18-14
54-48, #24/21 Georgia, 2-9-15
57-55, No. 22/25 Northwestern, 3/20/15
67-61, No. 13 Texas A&M, 1-7-16
64-59, No. 13 Tennessee, 1-14-16
64-52, No. 24 Missouri, 1-17-16
// Defeated a ranked team on the road
57-53, at #19/18 LSU, 2-23-14
77-76, #17/16 Iowa (Las Vegas), 12-18-14
// All-time SEC win streak
8 games (1-15-12: Auburn through 2-15-12: at Auburn)
// All-time SEC home win streak
5 games (1-15-12: Auburn through 2-9-12: S. Carolina)

THE LAST TIME A RAZORBACK PLAYER ...

// Scored 20-24 points
20, Aaliyah Wilson, at Texas A&M, 1-12-17
// Scored 25-29 points
25, Jessica Jackson vs. No. 13 Tennessee (1-14-16)
// Scored 30+ points
34, Jessica Jackson, Houston Baptist, 12-28-16
// Scored 20+ points seven times in a season
Jessica Jackson, 2013-14 (22 vs. MTSU, 22 at Missouri, 23 at Florida, 24 at Georgia, 31 vs. Ole Miss, 23 at Kentucky, 25 at LSU)
// Scored 20+ points eight times in a season
Jessica Jackson, 2015-16 (20 vs. SHSU; 24 at SDSU; 29 vs. Tulsa, 22 vs. La; 22 vs. No. 5 Texas; 20 at No. 5 MSU; 25 vs. #13 Tennessee; 25, vs. Alabama; 20)
// Double figures in 15 consecutive games (Season)
Jessica Jackson, 11/11/16-; LSU 1-8-17
// Scored 23+ points in three consecutive games
Jessica Jackson (24 at Georgia 1-16-14, 31 vs. Ole Miss 1-19-14, 23 at Kentucky 1-26-14)
// Three players scored double figures in 1 game
at Texas A&M, 1-12-17 (Monk, Wilson, Swenson)
// Four players scored double figures in 1 game
at Ole Miss, 1-1-2017 (Jackson, Swenson, Mason, Cooley)
// Four players scored doubles figures in a game for 4 consecutive games
12-6-12 - 12-21-12; vs. Kansas, Furman, MVSU, and NSU
// Five players scored double figures in 1 game
at Alabama, 1-15-17 (Monk, Mason, Cosper, Cooley, Swenson)
// Made 10+ field goals in a game
12, Jessica Jackson, Houston Baptist, 12-28-16
// Attempted 15-20 field goals in a game
15, Aaliyah Wilson, at Texas A&M, 1-12-17
// Attempted 20+ field goals in a game
23, Jessica Jackson vs. No. 5 Texas (1-20-16)
// Attempted 10 free throws in a game
14, Jessica Jackson, Ole Miss, 2-28-16
// Made 5 or more three-pointers in a game
5, Jessica Jackson at #19/18 LSU, 2-23-14
// Attempted 10+ three-pointers in a game
11, Bria Pitts at #19/18 LSU, 2-23-14
// Had 10-14 rebounds
10, Jessica Jackson, at Ole Miss, 1-1-2017
// Had 15+ rebounds
20, Melissa Wolff, New Orleans, 1-30-15
// Had 10 offensive rebounds - Records go back to 05-06
11, Melissa Wolff vs. New Orleans (1-30-15)
// Had 10 defensive rebounds - Records go back to 05-06
11, Jessica Jackson, LSU (2/22/15)
// Had 10+ assists
10, Jaielyn Mason, at Ole Miss, 1-1-2017
// Had 10+ assists in consecutive games
Jaielyn Mason (11 vs. HBU, 12-28-16 and 10 at Ole Miss, 1-1-17)
Calli Berna (11 vs. No. 10/8 KY 2/7/13 and 11 at UA 2/10/13)
// Had 5+ blocks in a game
(3x) 5, Jessica Jackson (vs. ORU, 11-13-13); (No. 25 Vanderbilt, 2-20-14); (at Tulsa, 12-14-14)
// Had 10 or more blocks in a game
9, Robyn Irwin vs. SMSU, 12-19-88 (school record)
// Had 5 or more steals in a game
5, Briunna Freeman vs. South Dakota (12-16)
// Had a double-double
10/10 asst, Jaielyn Mason, at Ole Miss, 1-1-2017
11/10, Jessica Jackson, at Ole Miss, 1-1-2017
// Had a double-double in two straight games
2016-17, Jessica Jackson 43/10 vs. HBU, 12-28-16 and 11/10 at Ole Miss, 1-1-17
2016-17, Jaielyn Mason, 10/11 vs. HBU, 12-28-16 and 10/10 at Ole Miss, 1-1-17


2015-16, Jessica Jackson 13/10 vs. SE Louisiana, 11-13-15; 20/13 vs. SHSU, 11-15-15
// Had two players record a double-double
10/10 asst, Jaielyn Mason, at Ole Miss, 1-1-17
10/11, Jessica Jackson, at Ole Miss, 1-1-17
// Had six double-doubles in a season
Melissa Wolff, 2014-15 (Nicholls, Savannah State, Richmond, Grambling State, Tennessee, Northwest-ern)
// Had 10+ double-doubles in a season
2006-07, Lauren Ervin (14)
// Had a triple-double
14 pts, 13 reb, 12 asts, C'eira Ricketts vs. Auburn (1-18-2009)



JESSICA JACKSON
6-3 | F | SR | Jacksonville, Ark.



AALIYAH WILSON
5-10 | G/F | FR | Muskogee, Okla.



MALICA MONK
5-5 | G | SO | N. Little Rock, Ark.



KEIRYN SWENSON
6-1 | G/F | SO | Wichita, Kan.



KIARA WILLIAMS
6-1 | F/C | FR | Little Rock, Ark.




JAILYN MASON
5-9 | PG | FR | Mason, Ohio



SYDNEY STOUT
6-0 | F | FR | Bixby, Okla.



DEVIN COSPIER
5-10 | G | JR | Coffeyville, Kan.



BAILEY ZIMMERMAN
6-0 | G/F | SO | St. Vincent, Ark.



ALECIA COOLEY
6-4 | C | SR | Evanston, Ill.



YASMEEN RATLIFF
6-5 | C | FR | Alpharetta, Ga.




JIMMY DYKES
Arkansas, 1985 | 3rd Season



TARI CUMMINGS
Oklahoma State, 2003 | 6th Season



TOMMY DEFFEBAUGH
Drury College, 1985 | 2nd Season



CHENEL HARRIS
Kent State, 2010 | 1st Season